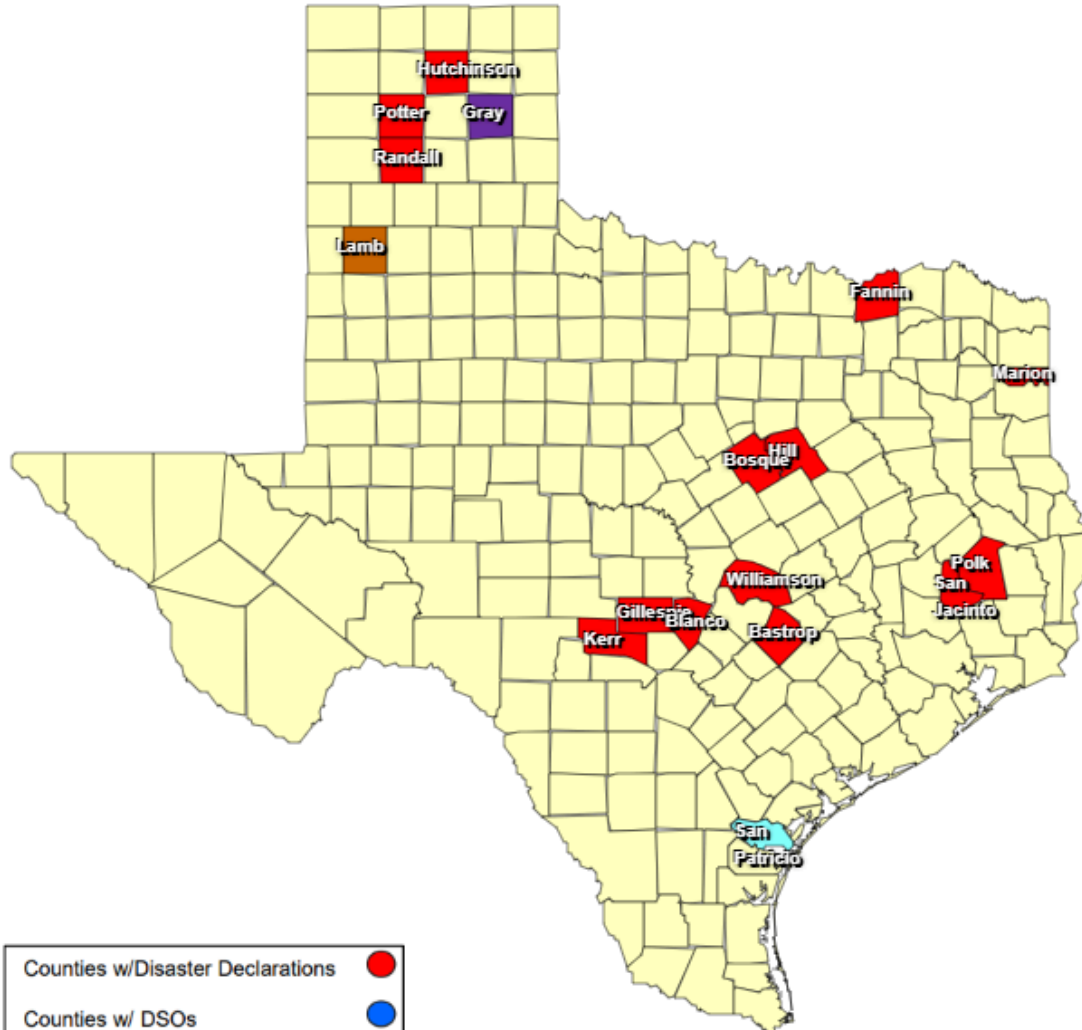












25-0001 Wildfire Season 2025 as
of 03/21/2025



Counties w/Disaster Declarations	
Counties w/ DSOs	
Counties w/Ltr to Governor	
Counties w/Declarations & DSOs	
Counties w/DD & Ltr	
Counties w/DSO & Ltr	
Counties w/DD,DSO, & Ltr	
Counties covered on Gov Dec	

LOCAL ESTIMATES (* = No Insurance Data Entered by Impacted Jurisdiction)

[illegible]

Local Estimate of Damage to Public Property by Category Public Assistance Categories

	Public Assistance Categories	A	B	C	D	E	F	G				
All Total Jurisdictions: (Includes *) 2	County / City	Debris Removal	Police / EMS	Roads & Bridges	Water Facilities	Buildings	Public Utility Systems	Other	County Totals	County Threshold	MET?	LOCAL DEC
	Total	\$21,871	\$74,208	\$4,964	\$0	\$1,375,943	\$0	\$35,000	\$1,511,986	\$984,153	No	
1	Gray County	\$2,871	\$49,208	\$0	\$0	\$55,562	\$0	\$0	\$107,641			YES
	Gray County	\$2,871	\$49,208	\$0	\$0	\$55,562	\$0	\$0	\$107,641	\$100,191	YES	YES
1	City of Amarillo	\$19,000	\$25,000	\$4,964	\$0	\$1,320,381	\$0	\$35,000	\$1,404,345			YES
	Potter County	\$19,000	\$25,000	\$4,964	\$0	\$1,320,381	\$0	\$35,000	\$1,404,345	\$559,438	YES	NO
	San Patricio County	\$0	\$0	\$0	\$0	\$0	\$0	\$0	\$0			YES
	San Patricio County	\$0	\$0	\$0	\$0	\$0	\$0	\$0	\$0	\$324,524	NO	YES
	Total	\$21,871	\$74,208	\$4,964	\$0	\$1,375,943	\$0	\$35,000	\$1,511,986	\$984,153	No	