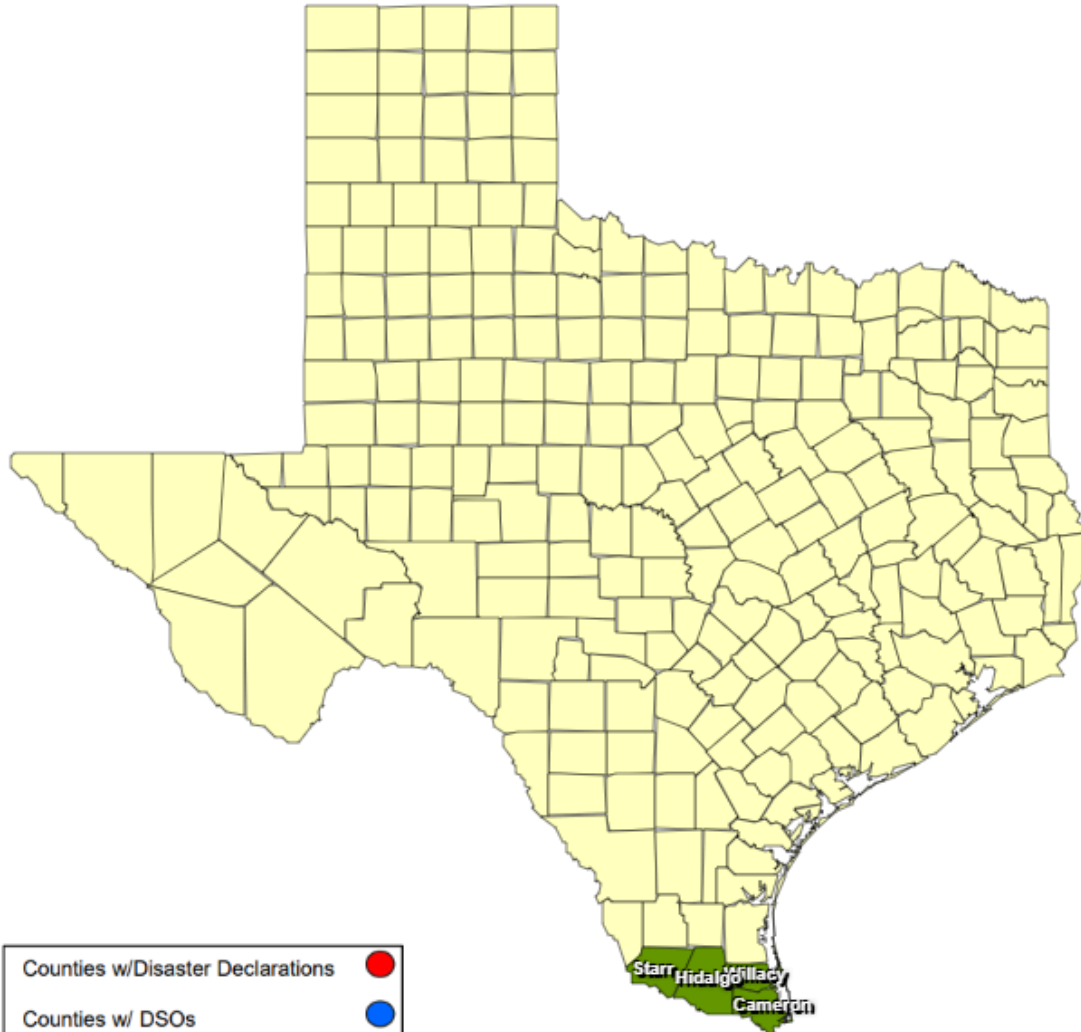












25-0018 26MAR Severe Weather  
as of 03/31/2025



Counties w/Disaster Declarations	
Counties w/ DSOs	
Counties w/Ltr to Governor	
Counties w/Declarations & DSOs	
Counties w/DD & Ltr	
Counties w/DSO & Ltr	
Counties w/DD,DSO, & Ltr	
Counties covered on Gov Dec	

## RECOVERY SUMMARY

Total JDX 15	County / City	Date(s) Incident Period	Date DSO Received	Date Governor Disaster Declared	Date Disaster Declarations Issued / Rec'd	Date Acknowledge Letters (DD) Sent	Date Letter to the Governor Received	Acknowledge Letters (Governor Rec'd) Sent	Individual Assistance Dates			Public Assistance Dates		
									PDA Requested	PDA Scheduled	PDA Complete	PDA Requested	PDA Scheduled	PDA Complete
1	City of Harlingen	03/26/2025			03/29/2025		03/29/2025							
1	<b>Cameron County</b>	03/26/2025		03/29/2025	03/27/2025		03/28/2025							
1	City of Alton	03/26/2025	03/28/2025											
1	City of Elsa	03/26/2025			03/28/2025		03/28/2025							
1	City of McAllen	03/26/2025	03/30/2025		03/28/2025									
1	City of Mercedes	03/26/2025			03/29/2025		03/29/2025							
1	City of Palmview	03/26/2025			03/28/2025		03/28/2025							
1	City of Pharr	03/26/2025	003/29/2025		03/28/2025		03/28/2025							
1	<b>Hidalgo County</b>	03/26/2025		03/29/2025	03/27/2025 03/29/2025		03/28/2025							
1	City of Escobares	03/26/2025			03/28/2025		03/28/2025							
1	City of La Grulla	03/26/2025			03/28/2025		03/28/2025							
1	City of Rio Grande City	03/26/2025			03/28/2025									
1	City of Roma	03/26/2025			03/28/2025		03/28/2025							
1	<b>Starr County</b>	03/26/2025		03/29/2025	03/28/2025		03/28/2025							
1	<b>Willacy County</b>	03/26/2025		03/29/2025	03/27/2025		03/28/2025							

**LOCAL ESTIMATES (\* = No Insurance Data Entered by Impacted Jurisdiction)**

Uninsured Total Jurisdictions: 1 All Total Jurisdictions: (Includes *) 2	County / City	Single Family Homes				Mobile Homes				Multi-Family Homes				Totals				Impact	
		Affected	Minor	Major	Destroyed	Affected	Minor	Major	Destroyed	Affected	Minor	Major	Destroyed	Affected	Minor	Major	Destroyed	Major	Destroyed
	<b>Totals</b>	<b>10</b>	<b>0</b>	<b>0</b>	<b>0</b>	<b>0</b>	<b>0</b>	<b>0</b>	<b>0</b>	<b>0</b>	<b>0</b>	<b>0</b>	<b>0</b>	<b>10</b>	<b>0</b>	<b>0</b>	<b>0</b>	<b>0</b>	<b>0</b>
1	City of Alton	10	0 *	0	0	0	0	0	0	0	0	0	0	10	0 *	0	0	0	0
	City of McAllen	0 *	0 *	0 *	0	0	0	0 *	0	0 *	0 *	0 *	0	0 *	0 *	0 *	0	0	0
	City of Pharr	0	0	0	0	0	0	0	0	0	0	0	0	0	0	0	0	0	0
	<b>Hidalgo County</b>	<b>10</b>	<b>0</b>	<b>0</b>	<b>0</b>	<b>0</b>	<b>0</b>	<b>0</b>	<b>0</b>	<b>0</b>	<b>0</b>	<b>0</b>	<b>0</b>	<b>10</b>	<b>0</b>	<b>0</b>	<b>0</b>	<b>0</b>	<b>0</b>
	<b>Totals</b>	<b>10</b>	<b>0</b>	<b>0</b>	<b>0</b>	<b>0</b>	<b>0</b>	<b>0</b>	<b>0</b>	<b>0</b>	<b>0</b>	<b>0</b>	<b>0</b>	<b>10</b>	<b>0</b>	<b>0</b>	<b>0</b>	<b>0</b>	<b>0</b>

**Local Estimate of Damage to Public Property by Category Public Assistance Categories**

	Public Assistance Categories	A	B	C	D	E	F	G				
All Total Jurisdictions: (Includes *) 2	County / City	Debris Removal	Police / EMS	Roads & Bridges	Water Facilities	Buildings	Public Utility Systems	Other	County Totals	County Threshold	MET?	LOCAL DEC
	<b>Total</b>	<b>\$5,000</b>	<b>\$30,000</b>	<b>\$186,000</b>	<b>\$0</b>	<b>\$140,000</b>	<b>\$60,000</b>	<b>\$20,000</b>	<b>\$441,000</b>	<b>\$4,110,086</b>	<b>No</b>	
1	City of Alton	\$5,000	\$6,000	\$186,000	\$0	\$140,000	\$60,000	\$20,000	\$417,000			YES
	City of McAllen	\$0	\$0	\$0	\$0	\$0	\$0	\$0	\$0			YES
1	City of Pharr	\$0	\$24,000	\$0	\$0	\$0	\$0	\$0	\$24,000			YES
	<b>Hidalgo County</b>	<b>\$5,000</b>	<b>\$30,000</b>	<b>\$186,000</b>	<b>\$0</b>	<b>\$140,000</b>	<b>\$60,000</b>	<b>\$20,000</b>	<b>\$441,000</b>	<b>\$4,110,086</b>	<b>NO</b>	<b>NO</b>
	<b>Total</b>	<b>\$5,000</b>	<b>\$30,000</b>	<b>\$186,000</b>	<b>\$0</b>	<b>\$140,000</b>	<b>\$60,000</b>	<b>\$20,000</b>	<b>\$441,000</b>	<b>\$4,110,086</b>	<b>No</b>	

**25-0018 26MAR Severe Weather  
Estimated Agency Expense Report  
Cumulative to Date**

<b>Agency Reporting</b>	<b>Reporting Agency Total</b>
Finance DSHS EMTF	\$98,578.00
Finance TDEM	\$221,130.80
Finance TDEM IMT	\$14,494.71
Finance Texas Task Force	\$217,285.00
Finance TIFMAS	\$318,652.00
Finance TPWD	\$6,038.76
Finance TxAGRI	\$5,382.00
Finance TXDOT	\$123,836.00
<b>Grand Total</b>	<b>\$1,005,397.27</b>