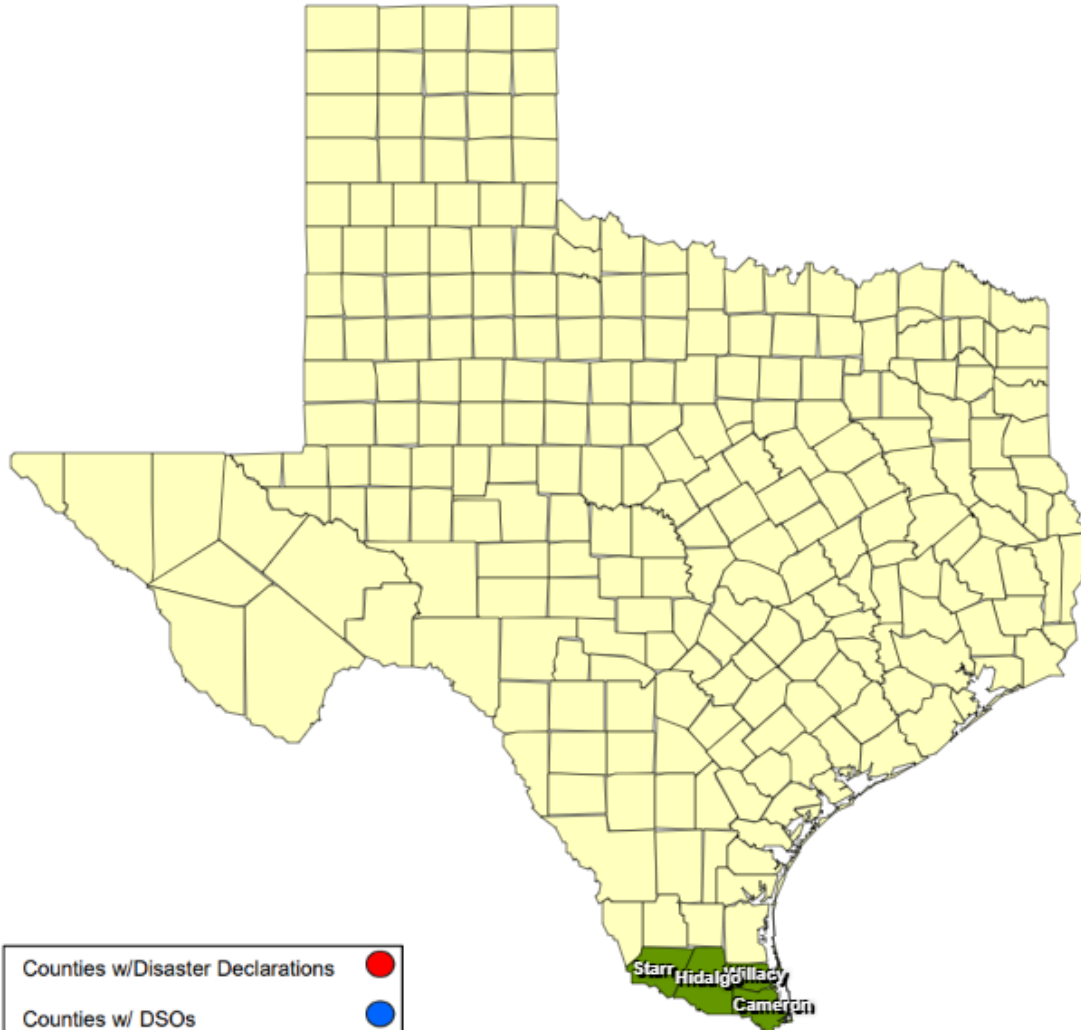












25-0018 26MAR Severe Weather
as of 04/10/2025



Counties w/Disaster Declarations	
Counties w/ DSOs	
Counties w/Ltr to Governor	
Counties w/Declarations & DSOs	
Counties w/DD & Ltr	
Counties w/DSO & Ltr	
Counties w/DD,DSO, & Ltr	
Counties covered on Gov Dec	

LOCAL ESTIMATES (* = No Insurance Data Entered by Impacted Jurisdiction)

Uninsured Total Jurisdictions: 2 All Total Jurisdictions: (Includes *) 6	County / City	Single Family Homes				Mobile Homes				Multi-Family Homes				Totals				Impact	
		Affected	Minor	Major	Destroyed	Affected	Minor	Major	Destroyed	Affected	Minor	Major	Destroyed	Affected	Minor	Major	Destroyed	Major	Destroyed
	Totals	115	75	80	5	0	0	0	0	0	0	0	0	115	75	80	5	0	0
	City of Los Fresnos	0	0	0	0	0	0	0	0	0	0	0	0	0	0	0	0	0	0
	Cameron County	0	0	0	0	0	0	0	0	0	0	0	0	0	0	0	0	0	0
1	Hidalgo County	105	75	80	5	0	0	0	0	0	0	0	0	105	75	80	5	0	0
1	City of Alton	10	0 *	0	0	0	0	0	0	0	0	0	0	10	0 *	0	0	0	0
	City of Donna	0 *	0 *	0 *	0	0	0	0	0	0	0	0	0	0 *	0 *	0 *	0	0	0
	City of Edinburg	0 *	0 *	0 *	0	0 *	0 *	0 *	0	0 *	0 *	0	0	0 *	0 *	0 *	0	0	0
	City of Elsa	0 *	0 *	0	0	0	0	0	0	0	0	0	0	0 *	0 *	0	0	0 *	0
	City of McAllen	0 *	0 *	0 *	0 *	0	0 *	0 *	0	0 *	0 *	0 *	0	0 *	0 *	0 *	0 *	0 *	0 *
	City of Palmview	0	0	0	0	0	0	0	0	0	0	0	0	0	0	0	0	0	0
	City of Pharr	0	0	0	0	0	0	0	0	0	0	0	0	0	0	0	0	0	0
	City of San Juan	0	0	0	0	0	0	0	0	0	0	0	0	0	0	0	0	0	0
	Hidalgo County	115	75	80	5	0	0	0	0	0	0	0	0	115	75	80	5	0	0
	City of Roma	0	0	0	0	0	0	0	0	0	0	0	0	0	0	0	0	0	0
	Starr County	0	0	0	0	0	0	0	0	0	0	0	0	0	0	0	0	0	0
	Totals	115	75	80	5	0	0	0	0	0	0	0	0	115	75	80	5	0	0

Local Estimate of Damage to Public Property by Category Public Assistance Categories

	Public Assistance Categories	A	B	C	D	E	F	G				
All Total Jurisdictions: (Includes *) 10	County / City	Debris Removal	Police / EMS	Roads & Bridges	Water Facilities	Buildings	Public Utility Systems	Other	County Totals	County Threshold	MET?	LOCAL DEC
	Total	\$28,504	\$227,876	\$1,680,600	\$0	\$198,805	\$97,543	\$46,000	\$2,279,329	\$6,408,428	No	
1	City of Los Fresnos	\$0	\$8,813	\$1,484,600	\$0	\$0	\$0	\$0	\$1,493,413			YES
	Cameron County	\$0	\$8,813	\$1,484,600	\$0	\$0	\$0	\$0	\$1,493,413	\$1,987,200	NO	NO
1	Hidalgo County	\$0	\$116,036	\$0	\$0	\$0	\$0	\$0	\$116,036			YES
1	City of Alton	\$5,000	\$6,000	\$186,000	\$0	\$140,000	\$60,000	\$20,000	\$417,000			YES
1	City of Donna	\$17,261	\$0	\$0	\$0	\$0	\$515	\$25,000	\$42,776			NO
1	City of Edinburg	\$0	\$9,964	\$0	\$0	\$0	\$0	\$0	\$9,964			YES
1	City of Elsa	\$0	\$14,100	\$0	\$0	\$45,000	\$0	\$0	\$59,100			YES
1	City of McAllen	\$0	\$20,000	\$10,000	\$0	\$10,000	\$1,000	\$1,000	\$42,000			YES
1	City of Palmview	\$0	\$25,000	\$0	\$0	\$0	\$0	\$0	\$25,000			YES
1	City of Pharr	\$0	\$24,000	\$0	\$0	\$0	\$0	\$0	\$24,000			YES
1	City of San Juan	\$6,243	\$3,963	\$0	\$0	\$3,805	\$36,029	\$0	\$50,040			YES
	Hidalgo County	\$28,504	\$219,063	\$196,000	\$0	\$198,805	\$97,543	\$46,000	\$785,916	\$4,110,086	NO	YES
	City of Roma	\$0	\$0	\$0	\$0	\$0	\$0	\$0	\$0			YES
	Starr County	\$0	\$0	\$0	\$0	\$0	\$0	\$0	\$0	\$311,142	NO	NO
	Total	\$28,504	\$227,876	\$1,680,600	\$0	\$198,805	\$97,543	\$46,000	\$2,279,329	\$6,408,428	No	

**25-0018 26MAR Severe Weather
Estimated Agency Expense Report
Cumulative to Date**

Agency Reporting	Reporting Agency Total
Finance DSHS EMTF	\$333,836.00
Finance TDEM	\$314,646.86
Finance TDEM IMT	\$108,065.99
Finance Texas Task Force	\$217,285.00
Finance TIFMAS	\$1,018,770.00
Finance TPWD	\$6,038.76
Finance TxAGRI	\$7,694.00
Finance TXDOT	\$241,418.00
Finance TxMF	\$683,840.52
Grand Total	\$2,931,595.13