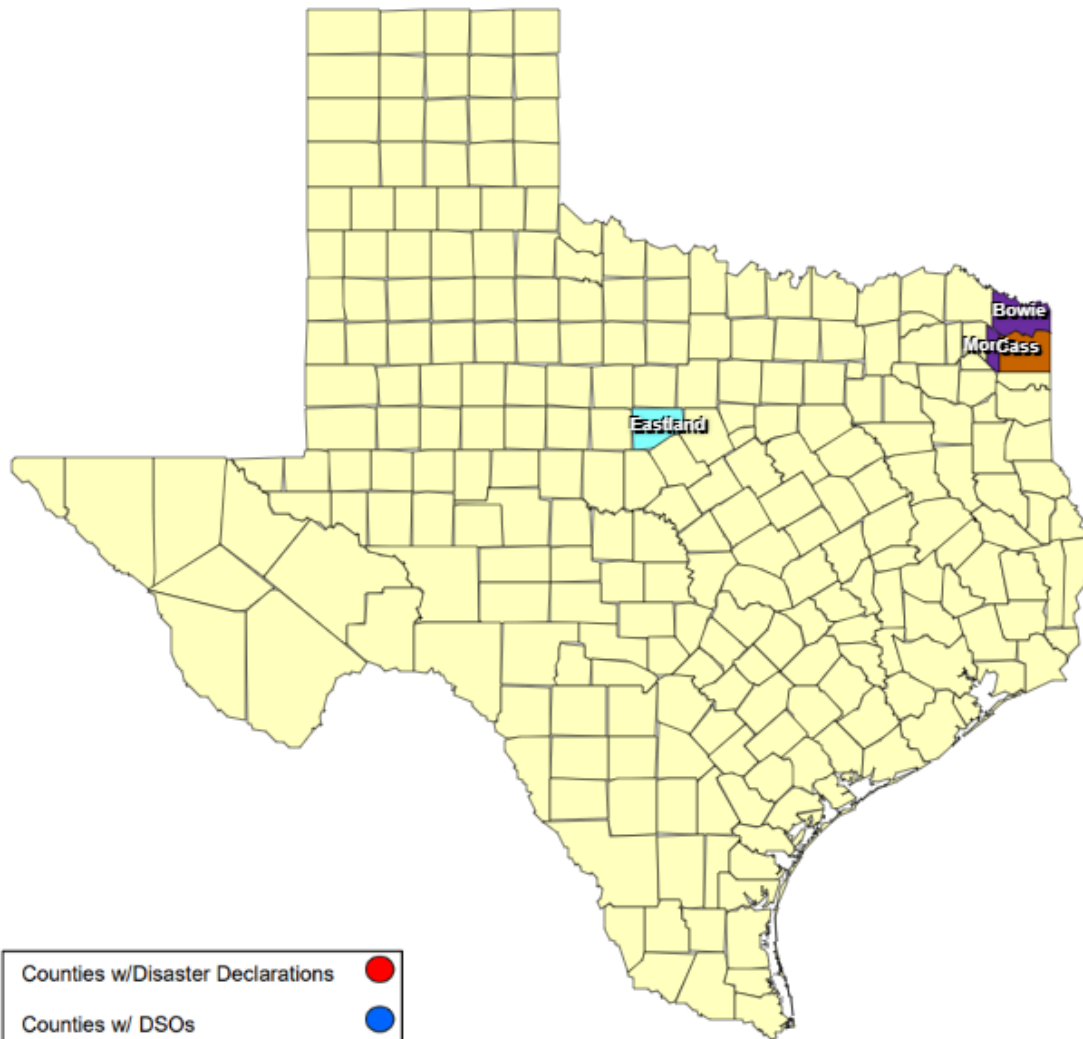












25-0019 01APR Severe Weather  
as of 04/12/2025



Counties w/Disaster Declarations	
Counties w/ DSOs	
Counties w/Ltr to Governor	
Counties w/Declarations & DSOs	
Counties w/DD & Ltr	
Counties w/DSO & Ltr	
Counties w/DD,DSO, & Ltr	
Counties covered on Gov Dec	

## RECOVERY SUMMARY

[illegible]

**LOCAL ESTIMATES (\* = No Insurance Data Entered by Impacted Jurisdiction)**

Uninsured Total Jurisdictions: 1 All Total Jurisdictions: (Includes *) 2	County / City	Single Family Homes				Mobile Homes				Multi-Family Homes				Totals				Impact	
		Affected	Minor	Major	Destroyed	Affected	Minor	Major	Destroyed	Affected	Minor	Major	Destroyed	Affected	Minor	Major	Destroyed	Major	Destroyed
	<b>Totals</b>	<b>5</b>	<b>5</b>	<b>0</b>	<b>0</b>	<b>1</b>	<b>0</b>	<b>0</b>	<b>0</b>	<b>0</b>	<b>0</b>	<b>0</b>	<b>0</b>	<b>6</b>	<b>5</b>	<b>0</b>	<b>0</b>	<b>0</b>	<b>0</b>
	Bowie County	0	0	0	0	0	0	0	0	0	0	0	0	0	0	0	0	0	0
	<b>Bowie County</b>	<b>0</b>	<b>0</b>	<b>0</b>	<b>0</b>	<b>0</b>	<b>0</b>	<b>0</b>	<b>0</b>	<b>0</b>	<b>0</b>	<b>0</b>	<b>0</b>	<b>0</b>	<b>0</b>	<b>0</b>	<b>0</b>	<b>0</b>	<b>0</b>
1	Eastland County	5	5	0 *	0	1	0 *	0	0	0	0	0	0	6	5 *	0 *	0	0 *	0 *
	<b>Eastland County</b>	<b>5</b>	<b>5</b>	<b>0</b>	<b>0</b>	<b>1</b>	<b>0</b>	<b>0</b>	<b>0</b>	<b>0</b>	<b>0</b>	<b>0</b>	<b>0</b>	<b>6</b>	<b>5</b>	<b>0</b>	<b>0</b>	<b>0</b>	<b>0</b>
	Morris County	0 *	0	0 *	0 *	0 *	0	0	0 *	0 *	0 *	0 *	0	0 *	0 *	0 *	0 *	0 *	0
	<b>Morris County</b>	<b>0</b>	<b>0</b>	<b>0</b>	<b>0</b>	<b>0</b>	<b>0</b>	<b>0</b>	<b>0</b>	<b>0</b>	<b>0</b>	<b>0</b>	<b>0</b>	<b>0</b>	<b>0</b>	<b>0</b>	<b>0</b>	<b>0</b>	<b>0</b>
	<b>Totals</b>	<b>5</b>	<b>5</b>	<b>0</b>	<b>0</b>	<b>1</b>	<b>0</b>	<b>0</b>	<b>0</b>	<b>0</b>	<b>0</b>	<b>0</b>	<b>0</b>	<b>6</b>	<b>5</b>	<b>0</b>	<b>0</b>	<b>0</b>	<b>0</b>

**Local Estimate of Damage to Public Property by Category Public Assistance Categories**

	Public Assistance Categories	A	B	C	D	E	F	G				
All Total Jurisdictions: (Includes *) 1	County / City	Debris Removal	Police / EMS	Roads & Bridges	Water Facilities	Buildings	Public Utility Systems	Other	County Totals	County Threshold	MET?	LOCAL DEC
	<b>Total</b>	<b>\$0</b>	<b>\$0</b>	<b>\$70,000</b>	<b>\$0</b>	<b>\$22,000</b>	<b>\$5,000</b>	<b>\$75,000</b>	<b>\$172,000</b>	<b>\$578,630</b>	<b>No</b>	
	Bowie County	\$0	\$0	\$0	\$0	\$0	\$0	\$0	\$0			YES
	<b>Bowie County</b>	<b>\$0</b>	<b>\$0</b>	<b>\$0</b>	<b>\$0</b>	<b>\$0</b>	<b>\$0</b>	<b>\$0</b>	<b>\$0</b>	<b>\$438,455</b>	<b>NO</b>	<b>YES</b>
	Eastland County	\$0	\$0	\$0	\$0	\$0	\$0	\$0	\$0			YES
	<b>Eastland County</b>	<b>\$0</b>	<b>\$0</b>	<b>\$0</b>	<b>\$0</b>	<b>\$0</b>	<b>\$0</b>	<b>\$0</b>	<b>\$0</b>	<b>\$83,662</b>	<b>NO</b>	<b>YES</b>
1	Morris County	\$0	\$0	\$70,000	\$0	\$22,000	\$5,000	\$75,000	\$172,000			YES
	<b>Morris County</b>	<b>\$0</b>	<b>\$0</b>	<b>\$70,000</b>	<b>\$0</b>	<b>\$22,000</b>	<b>\$5,000</b>	<b>\$75,000</b>	<b>\$172,000</b>	<b>\$56,513</b>	<b>YES</b>	<b>YES</b>
	<b>Total</b>	<b>\$0</b>	<b>\$0</b>	<b>\$70,000</b>	<b>\$0</b>	<b>\$22,000</b>	<b>\$5,000</b>	<b>\$75,000</b>	<b>\$172,000</b>	<b>\$578,630</b>	<b>No</b>	