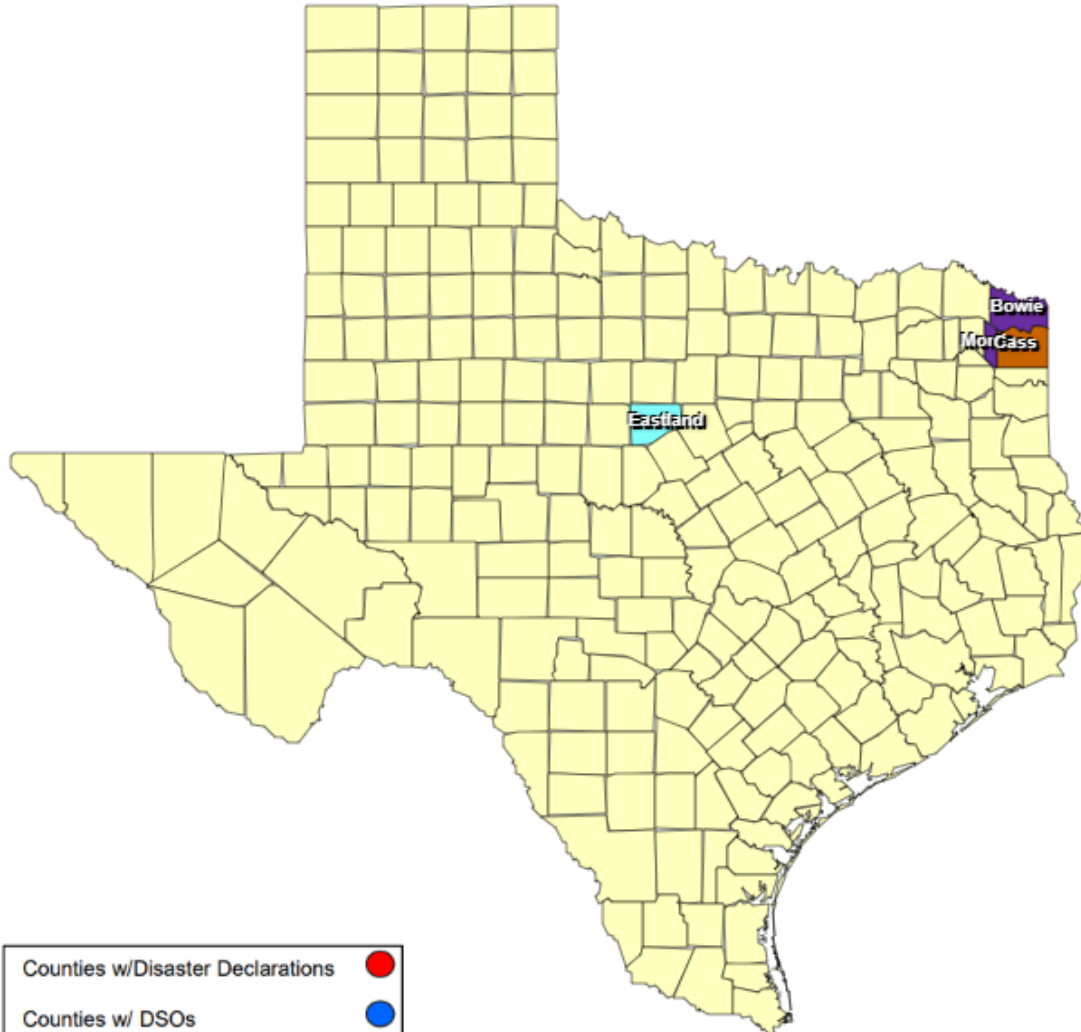












25-0019 01APR Severe Weather
as of 04/28/2025



Counties w/Disaster Declarations	
Counties w/ DSOs	
Counties w/Ltr to Governor	
Counties w/Declarations & DSOs	
Counties w/DD & Ltr	
Counties w/DSO & Ltr	
Counties w/DD,DSO, & Ltr	
Counties covered on Gov Dec	

RECOVERY SUMMARY

[illegible]

LOCAL ESTIMATES (* = No Insurance Data Entered by Impacted Jurisdiction)

Uninsured Total Jurisdictions: 1 All Total Jurisdictions: (Includes *) 2	County / City	Single Family Homes				Mobile Homes				Multi-Family Homes				Totals				Impact	
		Affected	Minor	Major	Destroyed	Affected	Minor	Major	Destroyed	Affected	Minor	Major	Destroyed	Affected	Minor	Major	Destroyed	Major	Destroyed
	Totals	5	5	0	0	1	0	0	0	0	0	0	0	6	5	0	0	0	0
	Bowie County	0	0	0	0	0	0	0	0	0	0	0	0	0	0	0	0	0	0
	Bowie County	0	0	0	0	0	0	0	0	0	0	0	0	0	0	0	0	0	0
1	Eastland County	5	5	0*	0	1	0*	0	0	0	0	0	0	6	5*	0*	0	0*	0*
	Eastland County	5	5	0	0	1	0	0	0	0	0	0	0	6	5	0	0	0	0
	Morris County	0*	0	0*	0*	0*	0	0	0*	0*	0*	0*	0	0*	0*	0*	0*	0*	0
	Morris County	0	0	0	0	0	0	0	0	0	0	0	0	0	0	0	0	0	0
	Totals	5	5	0	0	1	0	0	0	0	0	0	0	6	5	0	0	0	0

Local Estimate of Damage to Public Property by Category Public Assistance Categories

	Public Assistance Categories	A	B	C	D	E	F	G				
All Total Jurisdictions: (Includes *) 1	County / City	Debris Removal	Police / EMS	Roads & Bridges	Water Facilities	Buildings	Public Utility Systems	Other	County Totals	County Threshold	MET?	LOCAL DEC
	Total	\$0	\$0	\$70,000	\$0	\$22,000	\$5,000	\$75,000	\$172,000	\$578,630	No	
	Bowie County	\$0	\$0	\$0	\$0	\$0	\$0	\$0	\$0			YES
	Bowie County	\$0	\$0	\$0	\$0	\$0	\$0	\$0	\$0	\$438,455	NO	YES
	Eastland County	\$0	\$0	\$0	\$0	\$0	\$0	\$0	\$0			YES
	Eastland County	\$0	\$0	\$0	\$0	\$0	\$0	\$0	\$0	\$83,662	NO	YES
1	Morris County	\$0	\$0	\$70,000	\$0	\$22,000	\$5,000	\$75,000	\$172,000			YES
	Morris County	\$0	\$0	\$70,000	\$0	\$22,000	\$5,000	\$75,000	\$172,000	\$56,513	YES	YES
	Total	\$0	\$0	\$70,000	\$0	\$22,000	\$5,000	\$75,000	\$172,000	\$578,630	No	