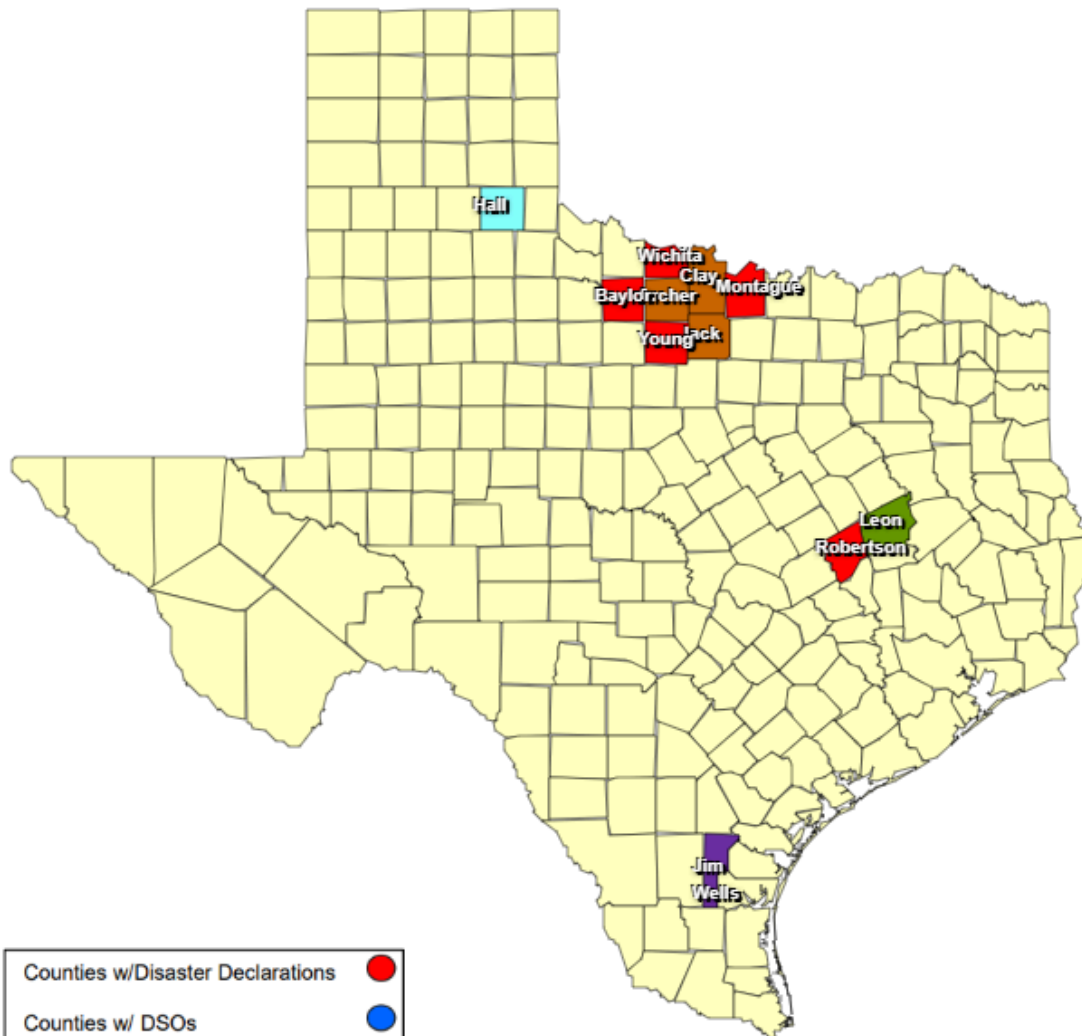












25-0020 23APR Severe Weather  
as of 05/14/2025



|                                  |   |
|----------------------------------|---|
| Counties w/Disaster Declarations |  |
| Counties w/ DSOs                 |  |
| Counties w/Ltr to Governor       |  |
| Counties w/Declarations & DSOs   |  |
| Counties w/DD & Ltr              |  |
| Counties w/DSO & Ltr             |  |
| Counties w/DD,DSO, & Ltr         |  |
| Counties covered on Gov Dec      |  |



**LOCAL ESTIMATES (\* = No Insurance Data Entered by Impacted Jurisdiction)**

[illegible]

### Local Estimate of Damage to Public Property by Category Public Assistance Categories

|  | Public Assistance Categories | A                | B                | C                | D                | E          | F                      | G          |                    |                  |            |            |
|--|------------------------------|------------------|------------------|------------------|------------------|------------|------------------------|------------|--------------------|------------------|------------|------------|
| All Total Jurisdictions: (Includes *)<br>2 | County / City                | Debris Removal   | Police / EMS     | Roads & Bridges  | Water Facilities | Buildings  | Public Utility Systems | Other      | County Totals      | County Threshold | MET?       | LOCAL DEC  |
|  | <b>Total</b>                 | <b>\$775,000</b> | <b>\$150,000</b> | <b>\$500,000</b> | <b>\$0</b>       | <b>\$0</b> | <b>\$0</b>             | <b>\$0</b> | <b>\$1,425,000</b> | <b>\$196,900</b> | <b>No</b>  |            |
| 1  | Hall County                  | \$25,000         | \$10,000         | \$500,000        | \$0              | \$0        | \$0                    | \$0        | \$535,000          |                  |            | YES        |
|  | <b>Hall County</b>           | <b>\$25,000</b>  | <b>\$10,000</b>  | <b>\$500,000</b> | <b>\$0</b>       | <b>\$0</b> | <b>\$0</b>             | <b>\$0</b> | <b>\$535,000</b>   | <b>\$13,334</b>  | <b>YES</b> | <b>YES</b> |
| 1  | Jim Wells County             | \$750,000        | \$140,000        | \$0              | \$0              | \$0        | \$0                    | \$0        | \$890,000          |                  |            | YES        |
|  | <b>Jim Wells County</b>      | <b>\$750,000</b> | <b>\$140,000</b> | <b>\$0</b>       | <b>\$0</b>       | <b>\$0</b> | <b>\$0</b>             | <b>\$0</b> | <b>\$890,000</b>   | <b>\$183,566</b> | <b>YES</b> | <b>YES</b> |
|  | <b>Total</b>                 | <b>\$775,000</b> | <b>\$150,000</b> | <b>\$500,000</b> | <b>\$0</b>       | <b>\$0</b> | <b>\$0</b>             | <b>\$0</b> | <b>\$1,425,000</b> | <b>\$196,900</b> | <b>No</b>  |            |