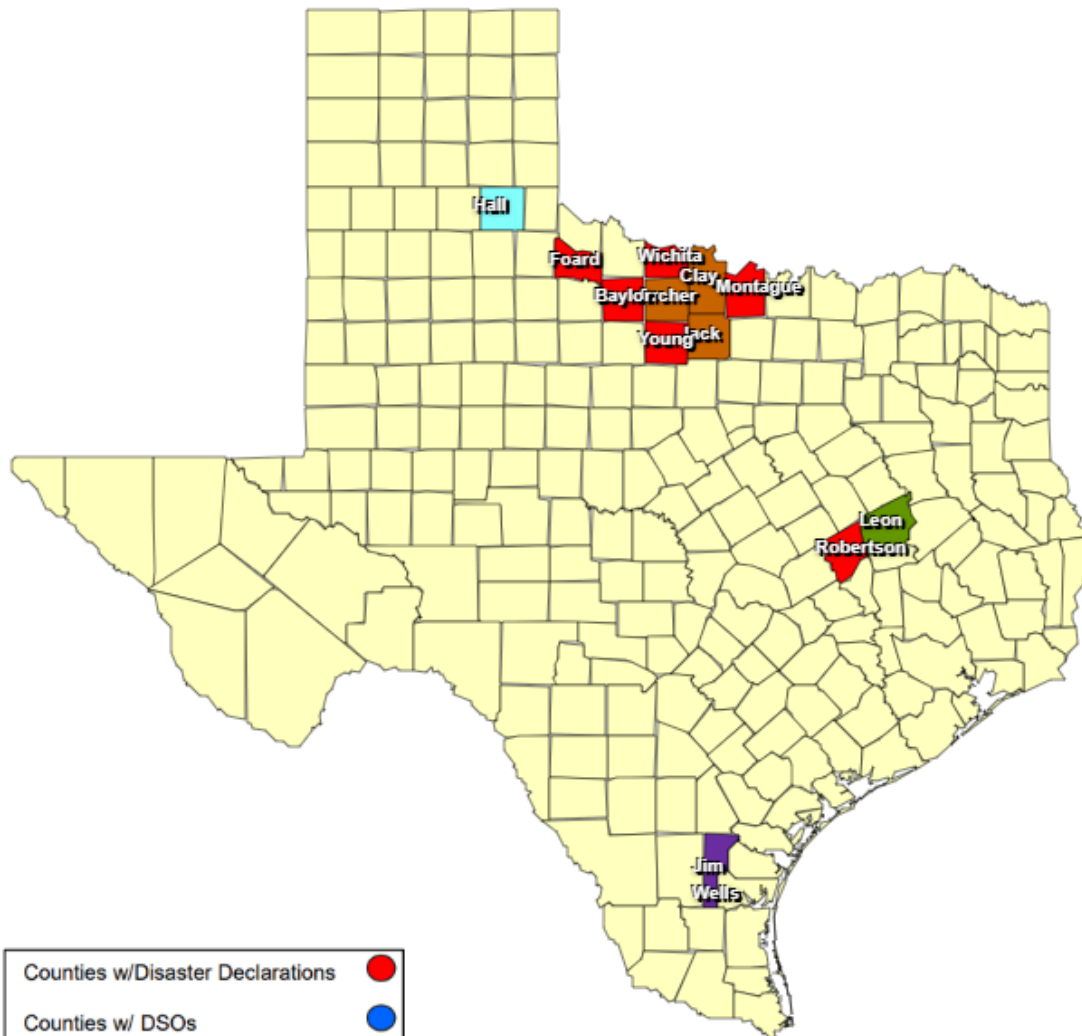












25-0020 23APR Severe Weather
as of 05/16/2025



Counties w/Disaster Declarations	
Counties w/ DSOs	
Counties w/Ltr to Governor	
Counties w/Declarations & DSOs	
Counties w/DD & Ltr	
Counties w/DSO & Ltr	
Counties w/DD,DSO, & Ltr	
Counties covered on Gov Dec	

LOCAL ESTIMATES (* = No Insurance Data Entered by Impacted Jurisdiction)

[illegible]

Local Estimate of Damage to Public Property by Category Public Assistance Categories

	Public Assistance Categories	A	B	C	D	E	F	G				
All Total Jurisdictions: (Includes *) 2	County / City	Debris Removal	Police / EMS	Roads & Bridges	Water Facilities	Buildings	Public Utility Systems	Other	County Totals	County Threshold	MET?	LOCAL DEC
	Total	\$775,000	\$150,000	\$500,000	\$0	\$0	\$0	\$0	\$1,425,000	\$196,900	No	
1	Hall County	\$25,000	\$10,000	\$500,000	\$0	\$0	\$0	\$0	\$535,000			YES
	Hall County	\$25,000	\$10,000	\$500,000	\$0	\$0	\$0	\$0	\$535,000	\$13,334	YES	YES
1	Jim Wells County	\$750,000	\$140,000	\$0	\$0	\$0	\$0	\$0	\$890,000			YES
	Jim Wells County	\$750,000	\$140,000	\$0	\$0	\$0	\$0	\$0	\$890,000	\$183,566	YES	YES
	Total	\$775,000	\$150,000	\$500,000	\$0	\$0	\$0	\$0	\$1,425,000	\$196,900	No	