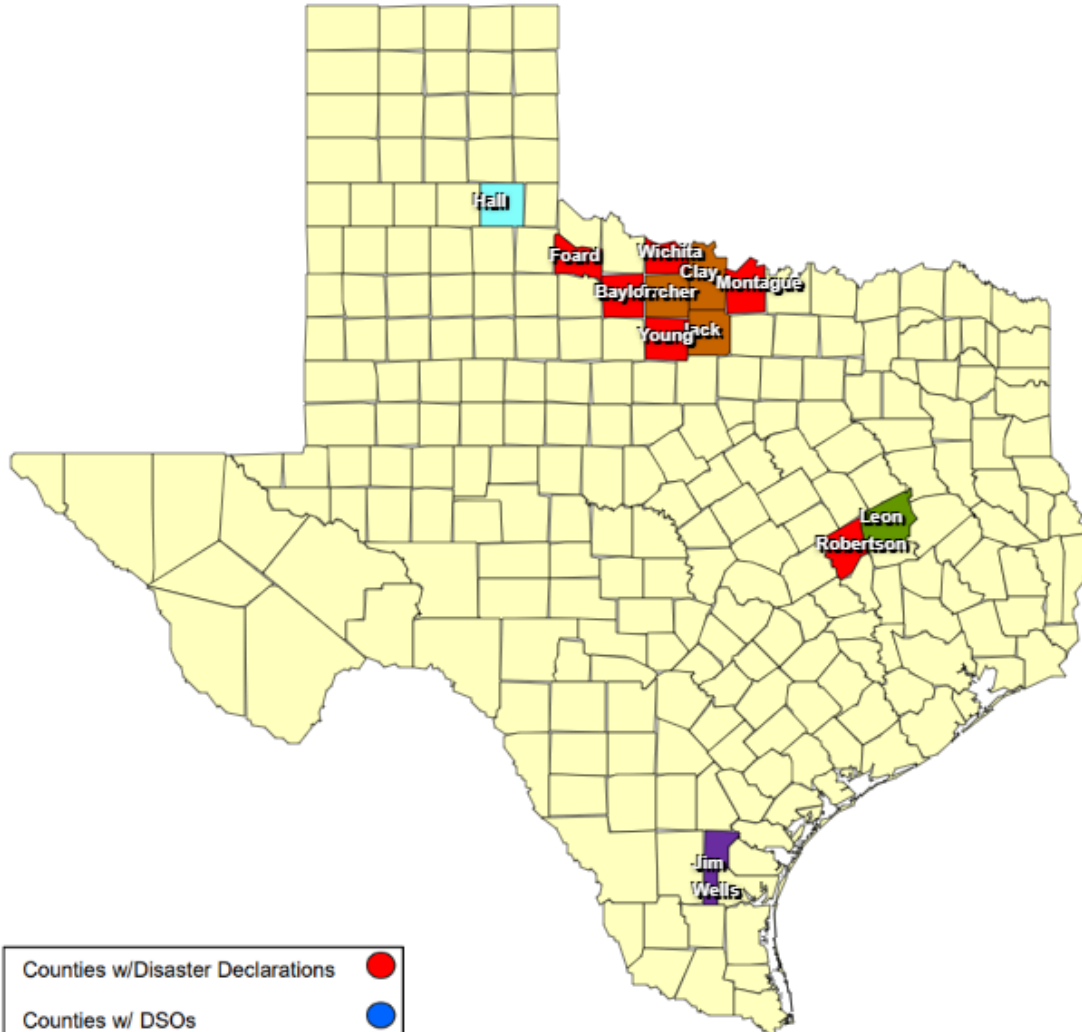












25-0020 23APR Severe Weather
as of 05/18/2025



Counties w/Disaster Declarations	
Counties w/ DSOs	
Counties w/Ltr to Governor	
Counties w/Declarations & DSOs	
Counties w/DD & Ltr	
Counties w/DSO & Ltr	
Counties w/DD,DSO, & Ltr	
Counties covered on Gov Dec	

RECOVERY SUMMARY

Total JDX 18	County / City	Date(s) Incident Period	Date DSO Received	Date Governor Disaster Declared	Date Disaster Declarations Issued / Rec'd	Date Acknowledge Letters (DD) Sent	Date Letter to the Governor Received	Acknowledge Letters (Governor Rec'd) Sent	Individual Assistance Dates			Public Assistance Dates		
									PDA Requested	PDA Scheduled	PDA Complete	PDA Requested	PDA Scheduled	PDA Complete
1	Archer County	04/30/2025			04/30/2025		04/30/2025							
1	City of Seymour	04/29/2025			05/05/2025 05/08/2025									
1	Baylor County	04/29/2025			05/02/2025									
1	Clay County	04/01/2025 04/30/2025			04/30/2025 05/05/2025		04/30/2025 05/05/2025							
1	Foard County	04/23/2025			05/12/2025									
1	Hall County	04/23/2025	05/12/2025 05/16/2025 05/16/2025		05/09/2025		05/09/2025							
1	Jack County	04/18/2025			04/23/2025		04/23//2025							
1	City of Alice	05/08/2025			05/09/2025 05/16/2025									
1	Jim Wells County	05/08/2025	05/10/2025		05/09/2025 05/15/2025									
1	Leon County	05/06/2025			05/06/2025									
1	Leon County	05/06/2025		05/05/2025	05/06/2025									
1	Montague County	04/19/2025 04/20/2025			04/22/2025 04/28/2025									
1	City of Canyon	04/23/2025			04/25/2025									
1	Robertson County	04/23/2025			05/07/2025									
1	City of Electra	04/30/2025			04/30/2025		04/30/2025							
1	City of Wichita Falls	04/23/2025			04/30/2025		05/01/2025							
1	Wichita County	04/30/2025			04/30/2025									
1	Young County	04/18/2025			04/24/2025									

LOCAL ESTIMATES (* = No Insurance Data Entered by Impacted Jurisdiction)

Uninsured Total Jurisdictions: 0 All Total Jurisdictions: (Includes *) 1	County / City	Single Family Homes				Mobile Homes				Multi-Family Homes				Totals				Impact	
		Affected	Minor	Major	Destroyed	Affected	Minor	Major	Destroyed	Affected	Minor	Major	Destroyed	Affected	Minor	Major	Destroyed	Major	Destroyed
	Totals	0	0	0	0	0	0	0	0	0	0	0	0	0	0	0	0	0	0
	Hall County	0	0	0	0	0	0	0	0	0	0	0	0	0	0	0	0	0	0
	Hall County	0	0	0	0	0	0	0	0	0	0	0	0	0	0	0	0	0	0
	Jim Wells County	0 *	0 *	0 *	0 *	0	0	0	0	0	0	0	0	0 *	0 *	0 *	0 *	0 *	0 *
	Jim Wells County	0	0	0	0	0	0	0	0	0	0	0	0	0	0	0	0	0	0
	Totals	0	0	0	0	0	0	0	0	0	0	0	0	0	0	0	0	0	0

Local Estimate of Damage to Public Property by Category Public Assistance Categories

	Public Assistance Categories	A	B	C	D	E	F	G				
All Total Jurisdictions: (Includes *) 2	County / City	Debris Removal	Police / EMS	Roads & Bridges	Water Facilities	Buildings	Public Utility Systems	Other	County Totals	County Threshold	MET?	LOCAL DEC
	Total	\$800,000	\$463,503	\$2,415,002	\$0	\$0	\$0	\$0	\$3,678,505	\$196,900	No	
1	Hall County	\$50,000	\$323,503	\$2,415,002	\$0	\$0	\$0	\$0	\$2,788,505			YES
	Hall County	\$50,000	\$323,503	\$2,415,002	\$0	\$0	\$0	\$0	\$2,788,505	\$13,334	YES	YES
1	Jim Wells County	\$750,000	\$140,000	\$0	\$0	\$0	\$0	\$0	\$890,000			YES
	Jim Wells County	\$750,000	\$140,000	\$0	\$0	\$0	\$0	\$0	\$890,000	\$183,566	YES	YES
	Total	\$800,000	\$463,503	\$2,415,002	\$0	\$0	\$0	\$0	\$3,678,505	\$196,900	No	