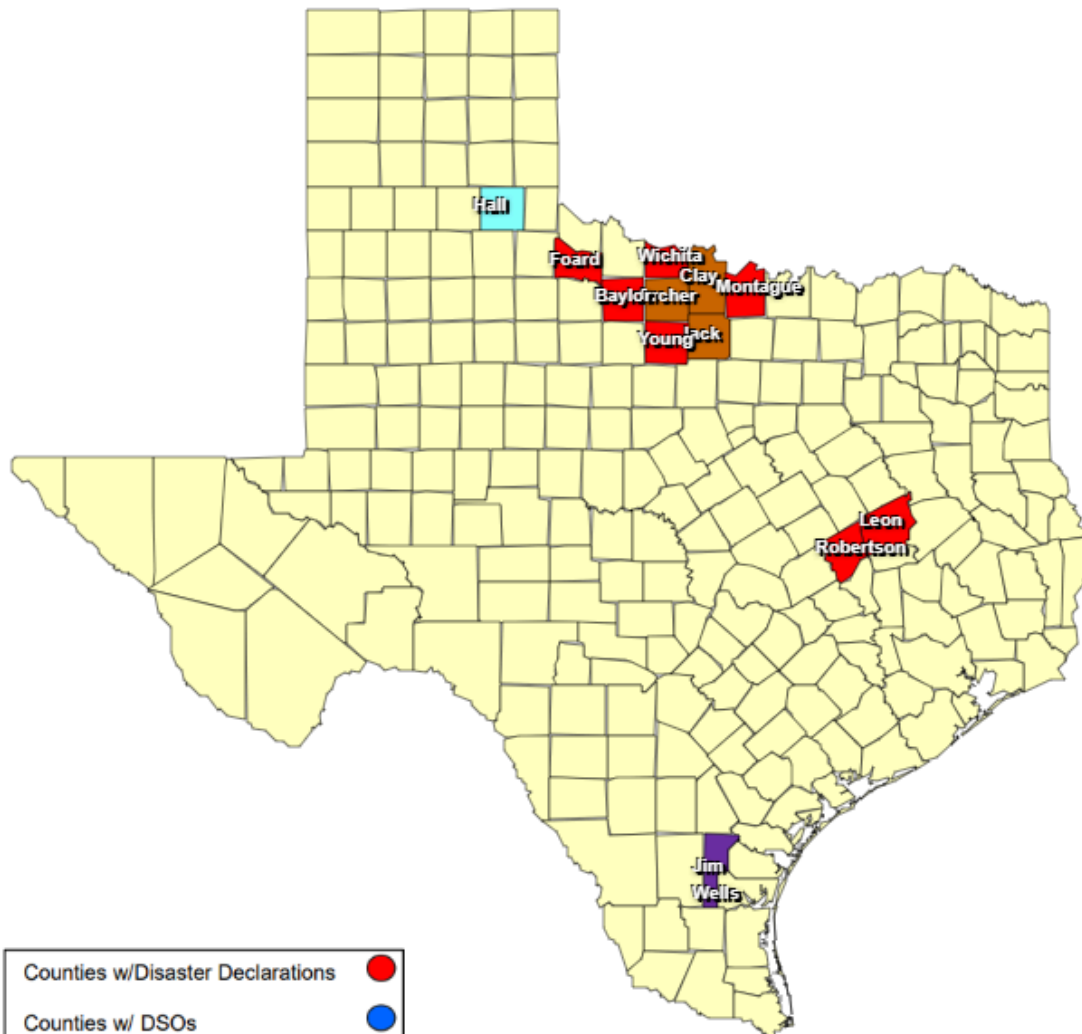












25-0020 23APR Severe Weather
as of 06/03/2025



| | |
|----------------------------------|---|
| Counties w/Disaster Declarations |  |
| Counties w/ DSOs |  |
| Counties w/Ltr to Governor |  |
| Counties w/Declarations & DSOs |  |
| Counties w/DD & Ltr |  |
| Counties w/DSO & Ltr |  |
| Counties w/DD,DSO, & Ltr |  |
| Counties covered on Gov Dec |  |

RECOVERY SUMMARY

[illegible]

LOCAL ESTIMATES (* = No Insurance Data Entered by Impacted Jurisdiction)

[illegible]

Local Estimate of Damage to Public Property by Category Public Assistance Categories

| | Public Assistance Categories | A | B | C | D | E | F | G | | | | |
|--|------------------------------|------------------|------------------|--------------------|------------------|------------|------------------------|------------|--------------------|------------------|------------|------------|
| All Total Jurisdictions: (Includes *) 2 | County / City | Debris Removal | Police / EMS | Roads & Bridges | Water Facilities | Buildings | Public Utility Systems | Other | County Totals | County Threshold | MET? | LOCAL DEC |
| | Total | \$800,000 | \$463,503 | \$2,415,002 | \$0 | \$0 | \$0 | \$0 | \$3,678,505 | \$196,900 | No | |
| 1 | Hall County | \$50,000 | \$323,503 | \$2,415,002 | \$0 | \$0 | \$0 | \$0 | \$2,788,505 | | | YES |
| | Hall County | \$50,000 | \$323,503 | \$2,415,002 | \$0 | \$0 | \$0 | \$0 | \$2,788,505 | \$13,334 | YES | YES |
| 1 | Jim Wells County | \$750,000 | \$140,000 | \$0 | \$0 | \$0 | \$0 | \$0 | \$890,000 | | | YES |
| | Jim Wells County | \$750,000 | \$140,000 | \$0 | \$0 | \$0 | \$0 | \$0 | \$890,000 | \$183,566 | YES | YES |
| | Total | \$800,000 | \$463,503 | \$2,415,002 | \$0 | \$0 | \$0 | \$0 | \$3,678,505 | \$196,900 | No | |