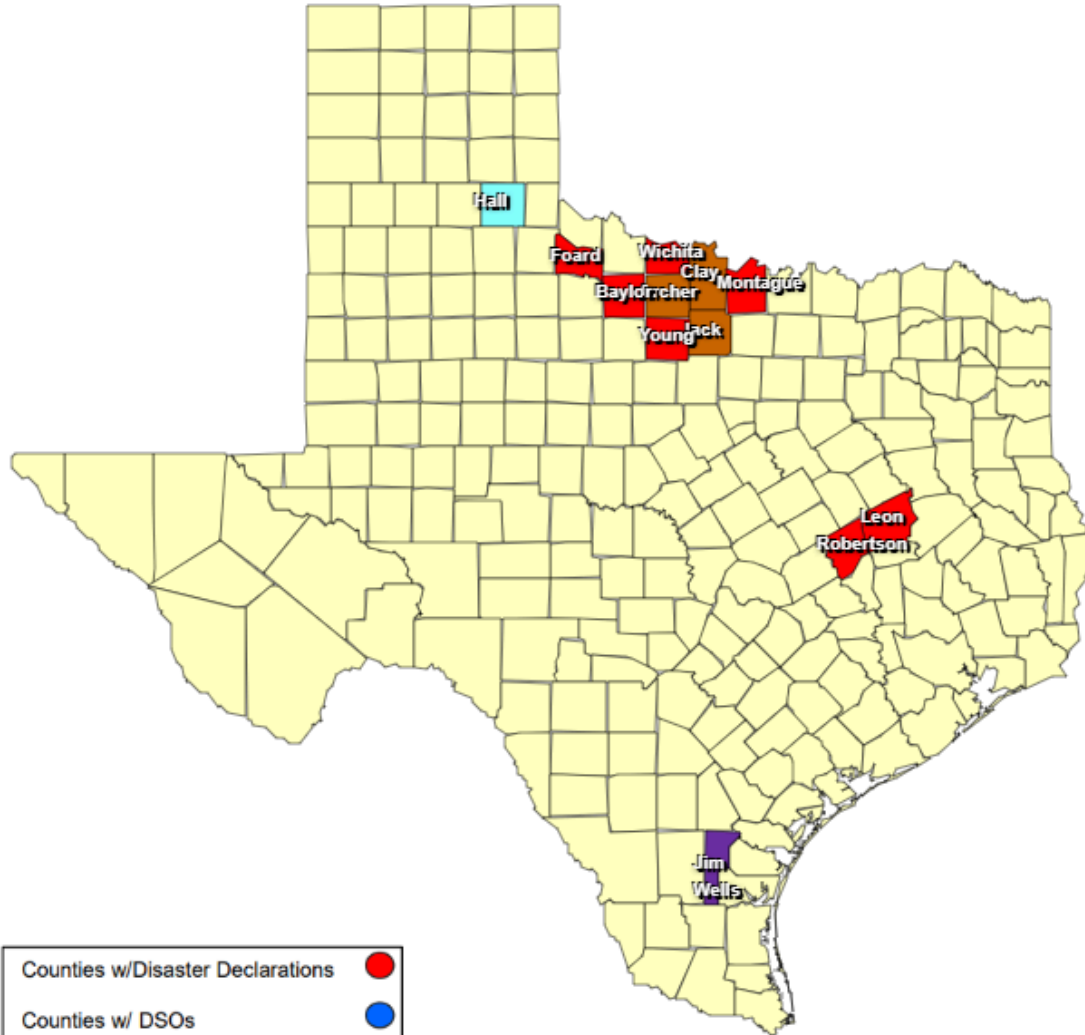












25-0020 23APR Severe Weather
as of 06/09/2025



| | |
|----------------------------------|-------------------------------------------------------------------------------------|
| Counties w/Disaster Declarations |  |
| Counties w/ DSOs |  |
| Counties w/Ltr to Governor |  |
| Counties w/Declarations & DSOs |  |
| Counties w/DD & Ltr |  |
| Counties w/DSO & Ltr |  |
| Counties w/DD,DSO, & Ltr |  |
| Counties covered on Gov Dec |  |

RECOVERY SUMMARY

RECOVERY SUMMARY

| Total JDX 17 | County / City | Date(s) Incident Period | Date DSO Received | Date Governor Disaster Declared | Date Disaster Declarations Issued / Rec'd | Date Acknowledge Letters (DD) Sent | Date Letter to the Governor Received | Acknowledge Letters (Governor Rec'd) Sent | Individual Assistance Dates | | | Public Assistance Dates | | |
|--------------------|-----------------------|-------------------------------|----------------------------------------|------------------------------------|-------------------------------------------------|---------------------------------------|-----------------------------------------|----------------------------------------------|-----------------------------|------------------|-----------------|-------------------------|------------------|-----------------|
| | | | | | | | | | PDA Requested | PDA Scheduled | PDA Complete | PDA Requested | PDA Scheduled | PDA Complete |
| 1 | Archer County | 04/30/2025 | | | 04/30/2025 | | 04/30/2025 | | | | | | | |
| 1 | City of Seymour | 04/29/2025 | | | 05/05/2025 05/08/2025 | | | | | | | | | |
| 1 | Baylor County | 04/29/2025 | | | 05/02/2025 | | | | | | | | | |
| 1 | Clay County | 04/01/2025 04/30/2025 | | | 04/30/2025 05/05/2025 06/03/2025 | | 04/30/2025 05/05/2025 06/03/2025 | | | | | | | |
| 1 | Foard County | 04/23/2025 | | | 05/12/2025 | | | | | | | | | |
| 1 | Hall County | 04/23/2025 | 05/12/2025 05/16/2025 05/16/2025 | | 05/09/2025 | | 05/09/2025 | | | | | | | |
| 1 | Jack County | 04/18/2025 | | | 04/23/2025 | | 04/23/2025 | | | | | | | |
| 1 | City of Alice | 05/08/2025 | | | 05/09/2025 05/16/2025 05/21/2025 | | | | | | | | | |
| 1 | Jim Wells County | 05/08/2025 | 05/10/2025 | | 05/09/2025 05/15/2025 | | | | | | | | | |
| 1 | Leon County | 05/06/2025 | | | 05/06/2025 | | | | | | | | | |
| 1 | Montague County | 04/19/2025 04/20/2025 | | | 04/22/2025 04/28/2025 | | | | | | | | | |
| 1 | City of Canyon | 04/23/2025 | | | 04/25/2025 | | | | | | | | | |
| 1 | Robertson County | 04/23/2025 | | | 05/07/2025 | | | | | | | | | |
| 1 | City of Electra | 04/30/2025 | | | 04/30/2025 | | 04/30/2025 | | | | | | | |
| 1 | City of Wichita Falls | 04/23/2025 | | | 04/30/2025 | | 05/01/2025 | | | | | | | |
| 1 | Wichita County | 04/30/2025 | | | 04/30/2025 | | | | | | | | | |
| 1 | Young County | 04/18/2025 | | | 04/24/2025 | | | | | | | | | |

LOCAL ESTIMATES (* = No Insurance Data Entered by Impacted Jurisdiction)

| Uninsured Total Jurisdictions: 0 All Total Jurisdictions: (Includes *) 1 | County / City | Single Family Homes | | | | Mobile Homes | | | | Multi-Family Homes | | | | Totals | | | | Impact | |
|--------------------------------------------------------------------------------|-------------------------|---------------------|-------|-------|-----------|--------------|-------|-------|-----------|--------------------|-------|-------|-----------|----------|-------|-------|-----------|--------|-----------|
| | | Affected | Minor | Major | Destroyed | Affected | Minor | Major | Destroyed | Affected | Minor | Major | Destroyed | Affected | Minor | Major | Destroyed | Major | Destroyed |
| | Totals | 0 | 0 | 0 | 0 | 0 | 0 | 0 | 0 | 0 | 0 | 0 | 0 | 0 | 0 | 0 | 0 | 0 | 0 |
| | Hall County | 0 | 0 | 0 | 0 | 0 | 0 | 0 | 0 | 0 | 0 | 0 | 0 | 0 | 0 | 0 | 0 | 0 | 0 |
| | Hall County | 0 | 0 | 0 | 0 | 0 | 0 | 0 | 0 | 0 | 0 | 0 | 0 | 0 | 0 | 0 | 0 | 0 | 0 |
| | Jim Wells County | 0 * | 0 * | 0 * | 0 * | 0 | 0 | 0 | 0 | 0 | 0 | 0 | 0 | 0 * | 0 * | 0 * | 0 * | 0 * | 0 * |
| | Jim Wells County | 0 | 0 | 0 | 0 | 0 | 0 | 0 | 0 | 0 | 0 | 0 | 0 | 0 | 0 | 0 | 0 | 0 | 0 |
| | Totals | 0 | 0 | 0 | 0 | 0 | 0 | 0 | 0 | 0 | 0 | 0 | 0 | 0 | 0 | 0 | 0 | 0 | 0 |

Local Estimate of Damage to Public Property By Category

Local Estimate of Damage to Public Property by Category Public Assistance Categories

| | Public Assistance Categories | A | B | C | D | E | F | G | | | | |
|--------------------------------------------|------------------------------|------------------|------------------|--------------------|------------------|------------|------------------------|------------|--------------------|------------------|------------|------------|
| All Total Jurisdictions: (Includes *) 2 | County / City | Debris Removal | Police / EMS | Roads & Bridges | Water Facilities | Buildings | Public Utility Systems | Other | County Totals | County Threshold | MET? | LOCAL DEC |
| | Total | \$800,000 | \$463,503 | \$2,415,002 | \$0 | \$0 | \$0 | \$0 | \$3,678,505 | \$196,900 | No | |
| 1 | Hall County | \$50,000 | \$323,503 | \$2,415,002 | \$0 | \$0 | \$0 | \$0 | \$2,788,505 | | | YES |
| | Hall County | \$50,000 | \$323,503 | \$2,415,002 | \$0 | \$0 | \$0 | \$0 | \$2,788,505 | \$13,334 | YES | YES |
| 1 | Jim Wells County | \$750,000 | \$140,000 | \$0 | \$0 | \$0 | \$0 | \$0 | \$890,000 | | | YES |
| | Jim Wells County | \$750,000 | \$140,000 | \$0 | \$0 | \$0 | \$0 | \$0 | \$890,000 | \$183,566 | YES | YES |
| | Total | \$800,000 | \$463,503 | \$2,415,002 | \$0 | \$0 | \$0 | \$0 | \$3,678,505 | \$196,900 | No | |