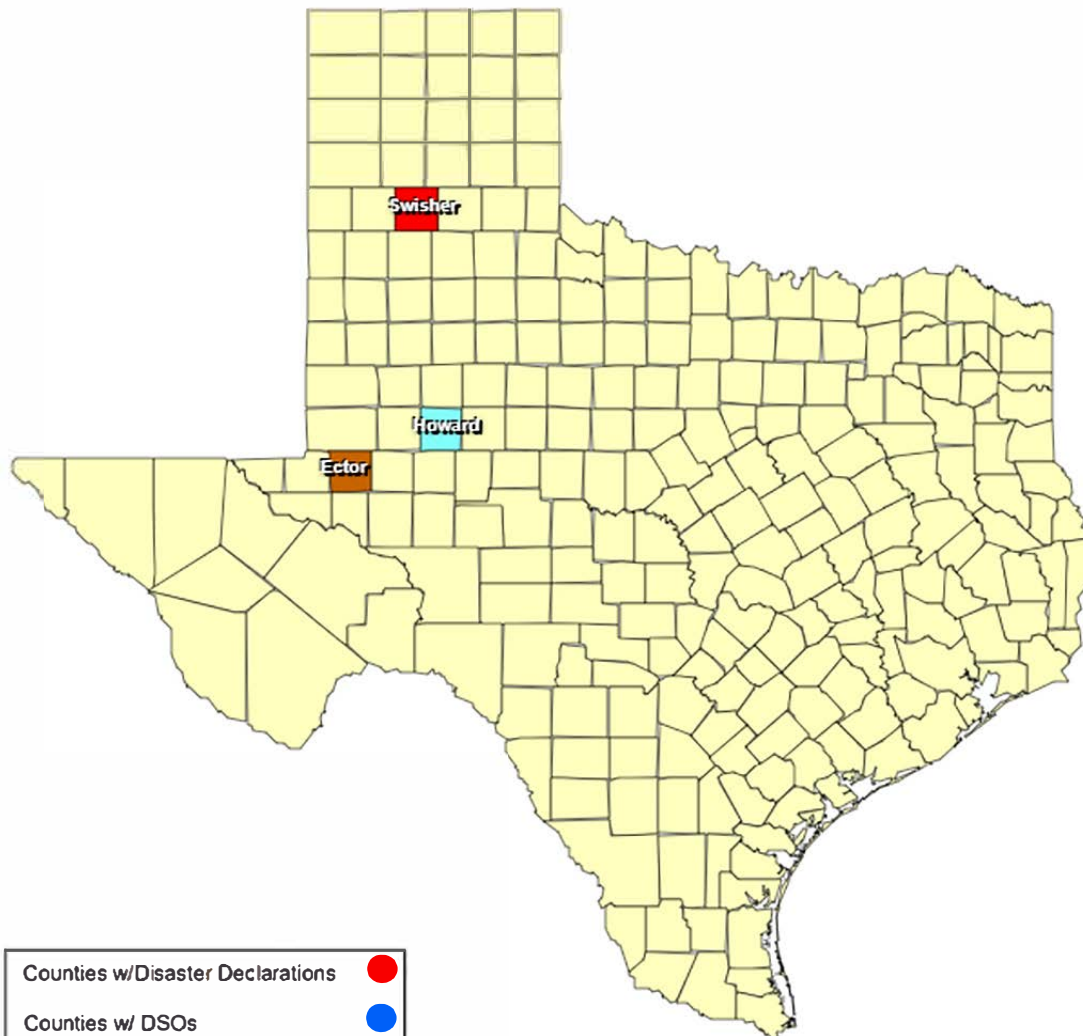












25-0025 02JUN Severe Weather
as of 06/11/2025



Counties w/Disaster Declarations	
Counties w/ DSOs	
Counties w/Ltr to Governor	
Counties w/Declarations & DSOs	
Counties w/DD & Ltr	
Counties w/DSO & Ltr	
Counties w/DD,DSO, & Ltr	
Counties covered on Gov Dec	

LOCAL ESTIMATES (* = No Insurance Data Entered by Impacted Jurisdiction)

Uninsured Total Jurisdictions: 1 All Total Jurisdictions: (Includes *) 1	County / City	Single Family Homes				Mobile Homes				Multi-Family Homes				Totals				Impact	
		Affected	Minor	Major	Destroyed	Affected	Minor	Major	Destroyed	Affected	Minor	Major	Destroyed	Affected	Minor	Major	Destroyed	Major	Destroyed
	Totals	125	50	25	40	70	40	35	23	113	56	56	27	308	146	116	90	10	10
1	Howard County	125	50	25	40	70	40	35	23	113	56	56	27	308	146	116	90	10	10
	Howard County	125	50	25	40	70	40	35	23	113	56	56	27	308	146	116	90	10	10
	Totals	125	50	25	40	70	40	35	23	113	56	56	27	308	146	116	90	10	10

Local Estimate of Damage to Public Property by Category Public Assistance Categories

	Public Assistance Categories	A	B	C	D	E	F	G				
All Total Jurisdictions: (Includes *) 1	County / City	Debris Removal	Police / EMS	Roads & Bridges	Water Facilities	Buildings	Public Utility Systems	Other	County Totals	County Threshold	MET?	LOCAL DEC
	Total	\$200,000	\$200,000	\$425,000	\$180,000	\$370,000	\$50,000	\$35,000	\$1,460,000	\$164,539	No	
1	Howard County	\$200,000	\$200,000	\$425,000	\$180,000	\$370,000	\$50,000	\$35,000	\$1,460,000			YES
	Howard County	\$200,000	\$200,000	\$425,000	\$180,000	\$370,000	\$50,000	\$35,000	\$1,460,000	\$164,539	YES	YES
	Total	\$200,000	\$200,000	\$425,000	\$180,000	\$370,000	\$50,000	\$35,000	\$1,460,000	\$164,539	No	