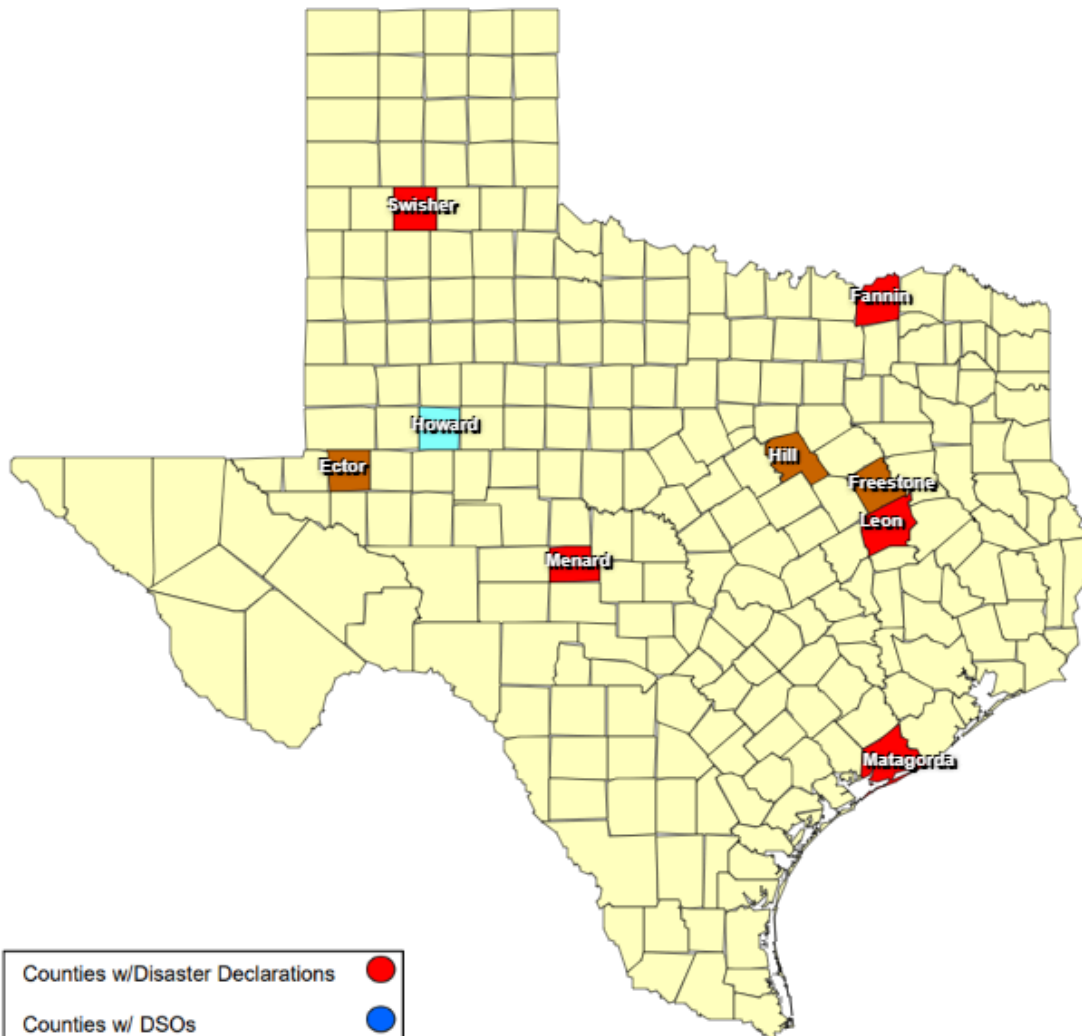












25-0025 02JUN Severe Weather
as of 06/15/2025



| | |
|----------------------------------|-------------------------------------------------------------------------------------|
| Counties w/Disaster Declarations |  |
| Counties w/ DSOs |  |
| Counties w/Ltr to Governor |  |
| Counties w/Declarations & DSOs |  |
| Counties w/DD & Ltr |  |
| Counties w/DSO & Ltr |  |
| Counties w/DD,DSO, & Ltr |  |
| Counties covered on Gov Dec |  |

RECOVERY SUMMARY

| Total JDX 15 | County / City | Date(s) Incident Period | Date DSO Received | Date Governor Disaster Declared | Date Disaster Declarations Issued / Rec'd | Date Acknowledge Letters (DD) Sent | Date Letter to the Governor Received | Acknowledge Letters (Governor Rec'd) Sent | Individual Assistance Dates | | | Public Assistance Dates | | |
|--------------------|--------------------|-------------------------------|----------------------|------------------------------------|-------------------------------------------------|---------------------------------------|-----------------------------------------|----------------------------------------------|-----------------------------|------------------|-----------------|-------------------------|------------------|-----------------|
| | | | | | | | | | PDA Requested | PDA Scheduled | PDA Complete | PDA Requested | PDA Scheduled | PDA Complete |
| 1 | Ector County | 06/02/2025 | | | 06/03/2025 | | 06/03/2025 | | | | | | | |
| 1 | City of Bonham | 06/08/2025 | | | 06/10/2025 | | | | | | | | | |
| 1 | Fannin County | 06/08/2025 | | | 06/11/2025 | | | | | | | | | |
| 1 | Freestone County | 05/28/2025 | | | 06/13/2025 | | 06/13/2025 | | | | | | | |
| 1 | Hill County | 06/13/2025 | | | 06/13/2025 | | 06/13/2025 | | | | | | | |
| 1 | City of Big Spring | 06/08/2025 | | | 06/09/2025 | | | | | | | | | |
| 1 | Howard County | 06/02/2025 | 06/09/2025 | | 06/09/2025 | | 06/06/2025 | | | | | | | |
| 1 | Leon County | 06/08/2025 | | | 06/13/2025 | | | | | | | | | |
| 1 | Matagorda County | 06/12/2025 | | | 06/12/2025 | | | | | | | | | |
| 1 | Menard County | 06/09/2025 | | | 06/09/2025 | | | | | | | | | |
| 1 | City of Amarillo | 06/08/2025 | | | 06/08/2025 | | | | | | | | | |
| 1 | City of Amarillo | 06/08/2025 | | | 06/08/2025 | | | | | | | | | |
| 1 | City of Canyon | 06/02/225 | | | 06/08/2025 | | | | | | | | | |
| 1 | Swisher County | 06/06/2025 | | | 06/10/2025 | | | | | | | | | |
| 1 | City of Sabin | 06/11/2025 | | | 06/11/2025 | | 06/11/2025 | | | | | | | |

LOCAL ESTIMATES (* = No Insurance Data Entered by Impacted Jurisdiction)

| Uninsured Total Jurisdictions: 1 All Total Jurisdictions: (Includes *) 1 | County / City | Single Family Homes | | | | Mobile Homes | | | | Multi-Family Homes | | | | Totals | | | | Impact | |
|--------------------------------------------------------------------------------|----------------------|---------------------|-------|-------|-----------|--------------|-------|-------|-----------|--------------------|-------|-------|-----------|----------|-------|-------|-----------|--------|-----------|
| | | Affected | Minor | Major | Destroyed | Affected | Minor | Major | Destroyed | Affected | Minor | Major | Destroyed | Affected | Minor | Major | Destroyed | Major | Destroyed |
| | Totals | 125 | 50 | 25 | 40 | 70 | 40 | 35 | 23 | 113 | 56 | 56 | 27 | 308 | 146 | 116 | 90 | 10 | 10 |
| 1 | Howard County | 125 | 50 | 25 | 40 | 70 | 40 | 35 | 23 | 113 | 56 | 56 | 27 | 308 | 146 | 116 | 90 | 10 | 10 |
| | Howard County | 125 | 50 | 25 | 40 | 70 | 40 | 35 | 23 | 113 | 56 | 56 | 27 | 308 | 146 | 116 | 90 | 10 | 10 |
| | Totals | 125 | 50 | 25 | 40 | 70 | 40 | 35 | 23 | 113 | 56 | 56 | 27 | 308 | 146 | 116 | 90 | 10 | 10 |

Local Estimate of Damage to Public Property by Category Public Assistance Categories

| | Public Assistance Categories | A | B | C | D | E | F | G | | | | |
|--------------------------------------------|------------------------------|------------------|------------------|------------------|------------------|------------------|------------------------|-----------------|--------------------|------------------|------------|------------|
| All Total Jurisdictions: (Includes *) 1 | County / City | Debris Removal | Police / EMS | Roads & Bridges | Water Facilities | Buildings | Public Utility Systems | Other | County Totals | County Threshold | MET? | LOCAL DEC |
| | Total | \$200,000 | \$200,000 | \$425,000 | \$180,000 | \$370,000 | \$50,000 | \$35,000 | \$1,460,000 | \$164,539 | No | |
| 1 | Howard County | \$200,000 | \$200,000 | \$425,000 | \$180,000 | \$370,000 | \$50,000 | \$35,000 | \$1,460,000 | | | YES |
| | Howard County | \$200,000 | \$200,000 | \$425,000 | \$180,000 | \$370,000 | \$50,000 | \$35,000 | \$1,460,000 | \$164,539 | YES | YES |
| | Total | \$200,000 | \$200,000 | \$425,000 | \$180,000 | \$370,000 | \$50,000 | \$35,000 | \$1,460,000 | \$164,539 | No | |