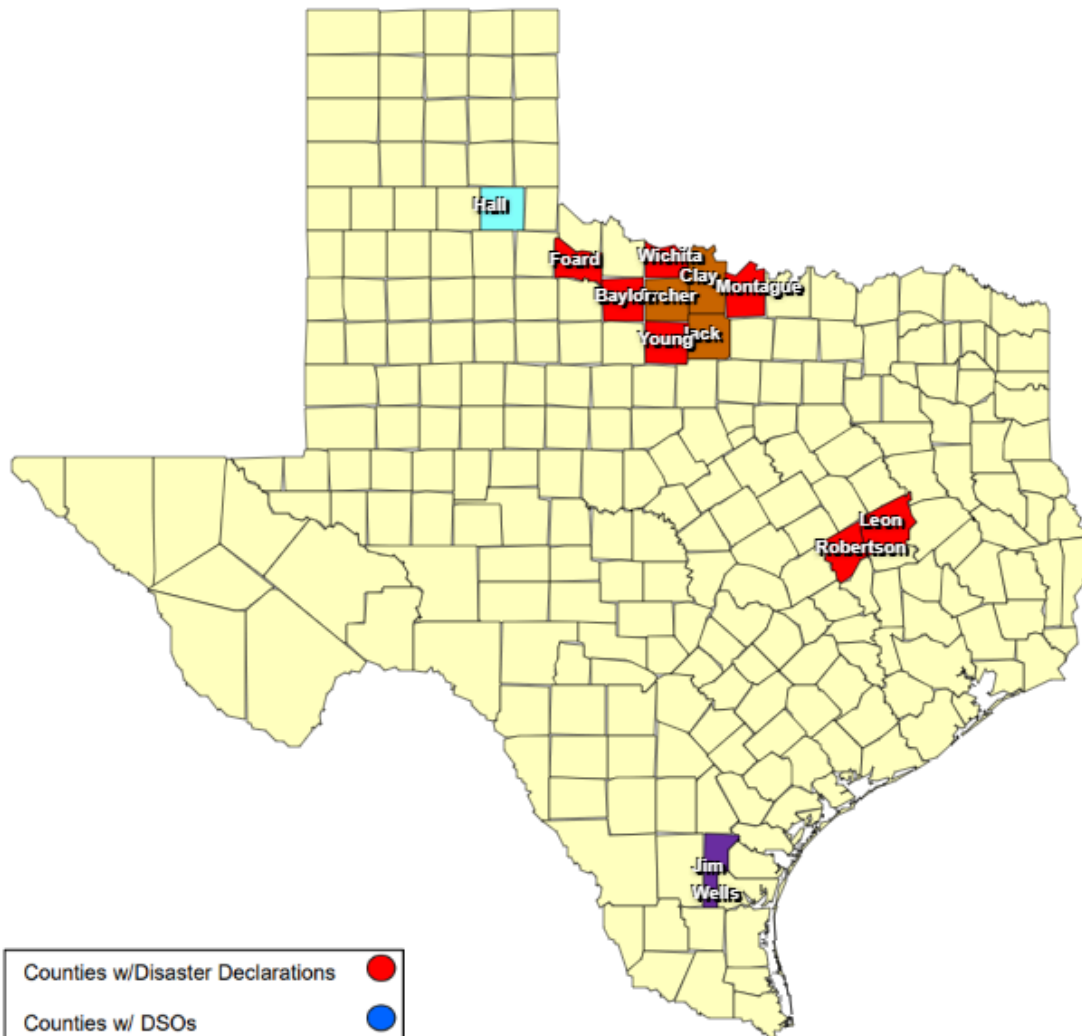












25-0020 23APR Severe Weather  
as of 06/16/2025



Counties w/Disaster Declarations	
Counties w/ DSOs	
Counties w/Ltr to Governor	
Counties w/Declarations & DSOs	
Counties w/DD & Ltr	
Counties w/DSO & Ltr	
Counties w/DD,DSO, & Ltr	
Counties covered on Gov Dec	



**LOCAL ESTIMATES (\* = No Insurance Data Entered by Impacted Jurisdiction)**

[illegible]

### Local Estimate of Damage to Public Property by Category Public Assistance Categories

	Public Assistance Categories	A	B	C	D	E	F	G				
All Total Jurisdictions: (Includes *) 2	County / City	Debris Removal	Police / EMS	Roads & Bridges	Water Facilities	Buildings	Public Utility Systems	Other	County Totals	County Threshold	MET?	LOCAL DEC
	<b>Total</b>	<b>\$800,000</b>	<b>\$463,503</b>	<b>\$2,415,002</b>	<b>\$0</b>	<b>\$0</b>	<b>\$0</b>	<b>\$0</b>	<b>\$3,678,505</b>	<b>\$196,900</b>	<b>No</b>	
1	Hall County	\$50,000	\$323,503	\$2,415,002	\$0	\$0	\$0	\$0	\$2,788,505			YES
	<b>Hall County</b>	<b>\$50,000</b>	<b>\$323,503</b>	<b>\$2,415,002</b>	<b>\$0</b>	<b>\$0</b>	<b>\$0</b>	<b>\$0</b>	<b>\$2,788,505</b>	<b>\$13,334</b>	<b>YES</b>	<b>YES</b>
1	Jim Wells County	\$750,000	\$140,000	\$0	\$0	\$0	\$0	\$0	\$890,000			YES
	<b>Jim Wells County</b>	<b>\$750,000</b>	<b>\$140,000</b>	<b>\$0</b>	<b>\$0</b>	<b>\$0</b>	<b>\$0</b>	<b>\$0</b>	<b>\$890,000</b>	<b>\$183,566</b>	<b>YES</b>	<b>YES</b>
	<b>Total</b>	<b>\$800,000</b>	<b>\$463,503</b>	<b>\$2,415,002</b>	<b>\$0</b>	<b>\$0</b>	<b>\$0</b>	<b>\$0</b>	<b>\$3,678,505</b>	<b>\$196,900</b>	<b>No</b>	