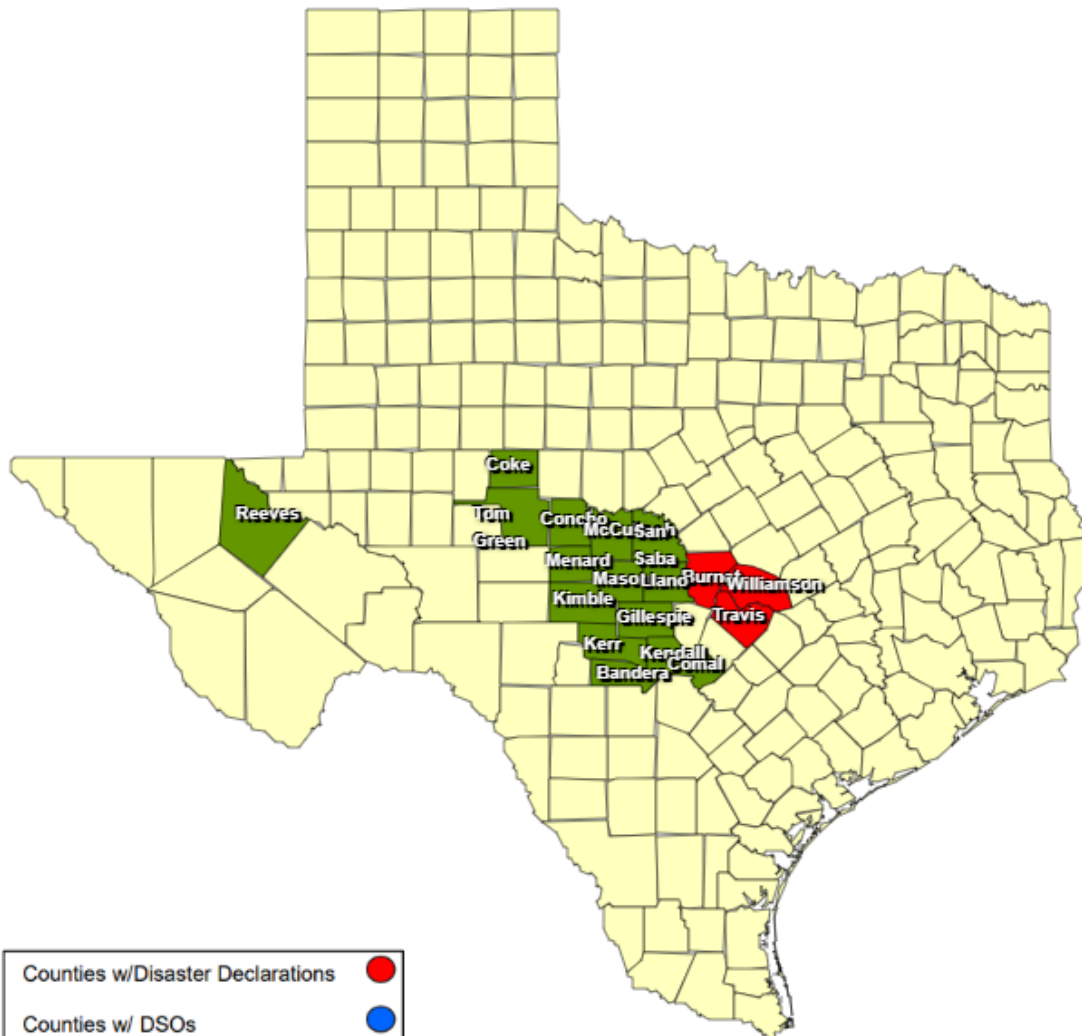












25-0026 02JUL Severe Weather  
as of 07/06/2025



Counties w/Disaster Declarations	
Counties w/ DSOs	
Counties w/Ltr to Governor	
Counties w/Declarations & DSOs	
Counties w/DD & Ltr	
Counties w/DSO & Ltr	
Counties w/DD,DSO, & Ltr	
Counties covered on Gov Dec	



**LOCAL ESTIMATES (\* = No Insurance Data Entered by Impacted Jurisdiction)**

Uninsured Total Jurisdictions: All Total Jurisdictions: (Includes *)	County / City	Single Family Homes				Mobile Homes				Multi-Family Homes				Totals				Impact	
		Affected	Minor	Major	Destroyed	Affected	Minor	Major	Destroyed	Affected	Minor	Major	Destroyed	Affected	Minor	Major	Destroyed	Major	Destroyed
	<b>Totals</b>	0	0	0	0	0	0	0	0	0	0	0	0	0	0	0	0	0	0
	<b>Totals</b>	0	0	0	0	0	0	0	0	0	0	0	0	0	0	0	0	0	0

## Local Estimate of Damage to Public Property by Category Public Assistance Categories

[illegible]