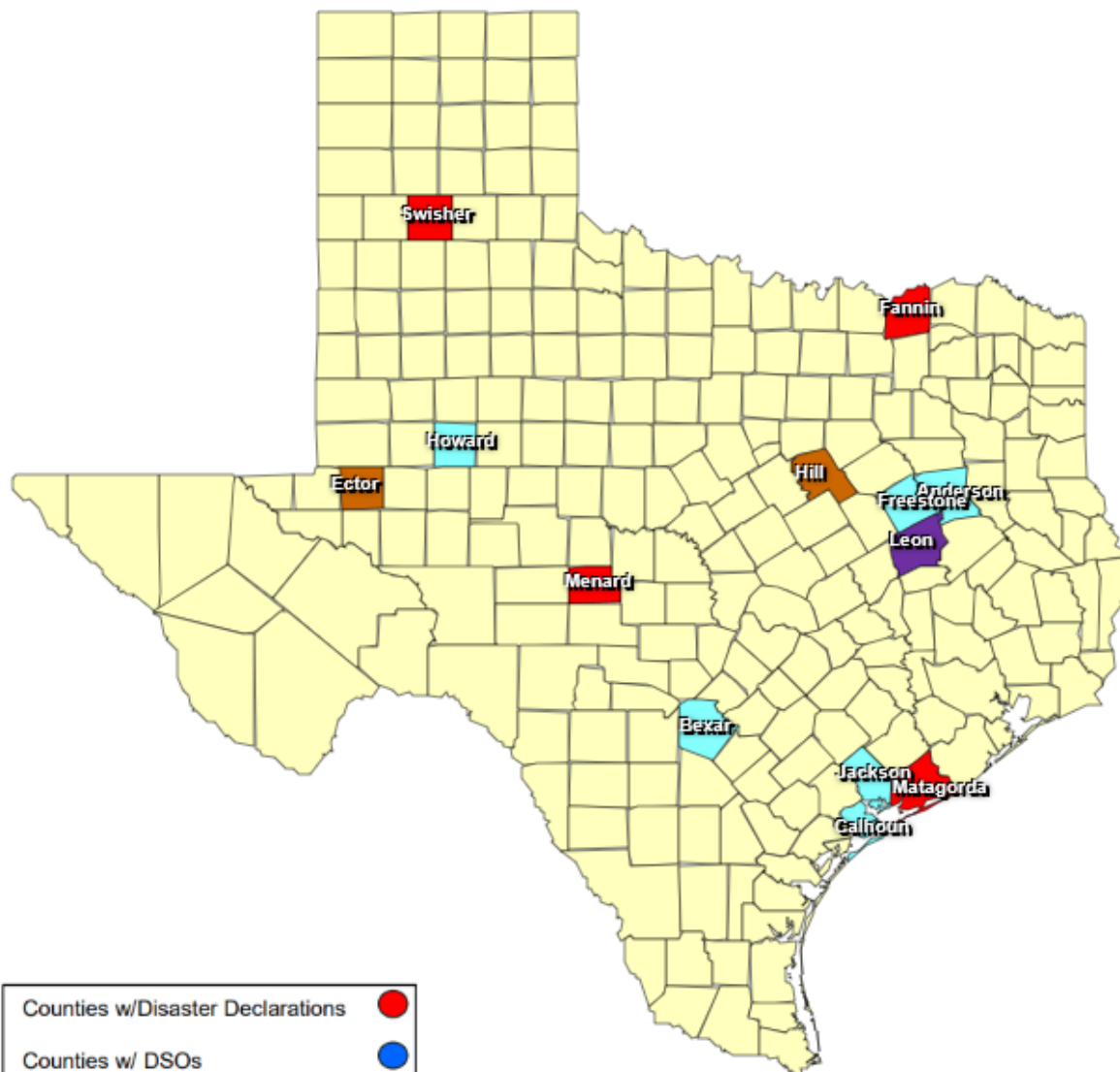












25-0025 02JUN Severe Weather
as of 07/08/2025



Counties w/Disaster Declarations	
Counties w/ DSOs	
Counties w/Ltr to Governor	
Counties w/Declarations & DSOs	
Counties w/DD & Ltr	
Counties w/DSO & Ltr	
Counties w/DD,DSO, & Ltr	
Counties covered on Gov Dec	

RECOVERY SUMMARY

Total JDX 24	County / City	Date(s) Incident Period	Date DSO Received	Date Governor Disaster Declared	Date Disaster Declarations Issued / Rec'd	Date Acknowledge Letters (DD) Sent	Date Letter to the Governor Received	Acknowledge Letters (Governor Rec'd) Sent	Individual Assistance Dates			Public Assistance Dates		
									PDA Requested	PDA Scheduled	PDA Complete	PDA Requested	PDA Scheduled	PDA Complete
1	City of Palestine	06/10/2025	06/17/2025 07/01/2025 (X2)		06/16/2025		06/16/2025							
1	Anderson County	06/10/2025	06/16/2025 06/25/2025 07/01/2025		06/16/2025		06/16/2025							
1	City of San Antonio	06/12/2025			06/17/2025									
1	Bexar County	06/12/2025	06/20/2025		06/17/2025		06/17/2025							
1	Calhoun County	06/11/2025	06/17/2025 (X2) 06/24/2025		06/16/2025		06/16/2025							
1	Ector County	06/02/2025			06/03/2025		06/03/2025							
1	City of Bonham	06/08/2025			06/10/2025									
1	Fannin County	06/08/2025			06/11/2025 06/17/2025									
1	City of Streetman	05/28/2025	07/02/2025											
1	City of Wortham	05/28/2025			06/21/2025									
1	Freestone County	05/28/2025	06/23/2025		06/13/2025		06/13/2025							
1	Hill County	06/13/2025			06/13/2025		06/13/2025							
1	City of Big Spring	06/08/2025			06/09/2025									
1	Howard County	06/02/2025	06/09/2025		06/09/2025 06/16/2025		06/06/2025							
1	Jackson County	06/09/2025 06/14/2025	07/01/2025		06/17/2025		06/20/2025							
1	Leon County	06/08/2025	06/25/2025		06/13/2025 06/16/2025 06/20/2025									
1	Matagorda County	06/12/2025			06/12/2025 06/16/2025									
1	Menard County	06/09/2025			06/09/2025									
1	City of Amarillo	06/08/2025			06/08/2025									
1	City of Amarillo	06/08/2025			06/08/2025									
1	City of Canyon	06/02/2025			06/08/2025									
1	City of Sonora	06/02/2025			06/16/2025									
1	Swisher County	06/06/2025			06/10/2025									
1	City of Sabin	06/11/2025			06/11/2025		06/11/2025							

LOCAL ESTIMATES (* = No Insurance Data Entered by Impacted Jurisdiction)

Uninsured Total Jurisdictions: 5 All Total Jurisdictions: (Includes *) 6	County / City	Single Family Homes				Mobile Homes				Multi-Family Homes				Totals				Impact	
		Affected	Minor	Major	Destroyed	Affected	Minor	Major	Destroyed	Affected	Minor	Major	Destroyed	Affected	Minor	Major	Destroyed	Major	Destroyed
	Totals	134	69	28	40	73	40	35	23	113	56	56	27	319	165	119	90	13	10
1	Anderson County	5	1	0	0	3	0	0	0	0	0	0	0	7	1	0	0	1	0
1	City of Palestine	0 *	0 *	0	0	0	0	0	0	0	0	0	0	0 *	0 *	0	0	0	0
	Anderson County	5	1	0	0	3	0	0	0	0	0	0	0	7	1	0	0	1	0
	Bexar County	0 *	0 *	0 *	0	0	0	0	0	0	0	0	0	0 *	0 *	0 *	0	0	0
	Bexar County	0	0	0	0	0	0	0	0	0	0	0	0	0	0	0	0	0	0
1	Calhoun County	4	18	3	0	0	0	0	0	0	0	0	0	4	18	3	0	0	0 *
	Calhoun County	4	18	3	0	0	0	0	0	0	0	0	0	4	18	3	0	0	0
	Freestone County	0	0	0	0	0	0	0	0	0	0	0	0	0	0	0	0	0	0
	City of Streetman	0	0	0	0	0	0	0	0	0	0	0	0	0	0	0	0	0	0
	Freestone County	0	0	0	0	0	0	0	0	0	0	0	0	0	0	0	0	0	0
1	Howard County	125	50	25	40	70	40	35	23	113	56	56	27	308	146	116	90	10	10
	Howard County	125	50	25	40	70	40	35	23	113	56	56	27	308	146	116	90	10	10
1	Jackson County	0 *	0 *	0 *	0	0 *	0 *	0 *	0 *	0	0	0	0	0 *	0 *	0 *	0 *	2	0
	Jackson County	0	0	0	0	0	0	0	0	0	0	0	0	0	0	0	0	2	0
	Leon County	0	0	0	0	0	0	0	0	0	0	0	0	0	0	0	0	0	0
	Leon County	0	0	0	0	0	0	0	0	0	0	0	0	0	0	0	0	0	0
	Totals	134	69	28	40	73	40	35	23	113	56	56	27	319	165	119	90	13	10

Local Estimate of Damage to Public Property by Category Public Assistance Categories

	Public Assistance Categories	A	B	C	D	E	F	G				
All Total Jurisdictions: (Includes *) 9	County / City	Debris Removal	Police / EMS	Roads & Bridges	Water Facilities	Buildings	Public Utility Systems	Other	County Totals	County Threshold	MET?	LOCAL DEC
	Total	\$528,000	\$300,000	\$10,723,467	\$10,215,000	\$549,883	\$1,010,550	\$735,000	\$24,061,900	\$10,253,510	No	
1	Anderson County	\$0	\$0	\$17,950	\$0	\$0	\$0	\$250,000	\$267,950			YES
1	City of Palestine	\$0	\$0	\$39,400	\$0	\$165,283	\$500,000	\$0	\$704,683			YES
	Anderson County	\$0	\$0	\$57,350	\$0	\$165,283	\$500,000	\$250,000	\$972,633	\$273,392	YES	YES
1	Bexar County	\$320,000	\$40,000	\$10,000,000	\$10,035,000	\$14,600	\$380,000	\$450,000	\$21,239,600			YES
	Bexar County	\$320,000	\$40,000	\$10,000,000	\$10,035,000	\$14,600	\$380,000	\$450,000	\$21,239,600	\$9,484,009	YES	YES
1	Calhoun County	\$0	\$0	\$0	\$0	\$0	\$36,075	\$0	\$36,075			YES
	Calhoun County	\$0	\$0	\$0	\$0	\$0	\$36,075	\$0	\$36,075	\$94,900	NO	YES
1	Freestone County	\$8,000	\$60,000	\$50,000	\$0	\$0	\$0	\$0	\$118,000			YES
1	City of Streetman	\$0	\$0	\$0	\$0	\$0	\$10,000	\$0	\$10,000			YES
	Freestone County	\$8,000	\$60,000	\$50,000	\$0	\$0	\$10,000	\$0	\$128,000	\$91,733	YES	YES
1	Howard County	\$200,000	\$200,000	\$425,000	\$180,000	\$370,000	\$50,000	\$35,000	\$1,460,000			YES
	Howard County	\$200,000	\$200,000	\$425,000	\$180,000	\$370,000	\$50,000	\$35,000	\$1,460,000	\$164,539	YES	YES
1	Jackson County	\$0	\$0	\$62,617	\$0	\$0	\$34,475	\$0	\$97,092			YES
	Jackson County	\$0	\$0	\$62,617	\$0	\$0	\$34,475	\$0	\$97,092	\$70,743	YES	YES
1	Leon County	\$0	\$0	\$128,500	\$0	\$0	\$0	\$0	\$128,500			YES
	Leon County	\$0	\$0	\$128,500	\$0	\$0	\$0	\$0	\$128,500	\$74,194	YES	YES
	Total	\$528,000	\$300,000	\$10,723,467	\$10,215,000	\$549,883	\$1,010,550	\$735,000	\$24,061,900	\$10,253,510	No	