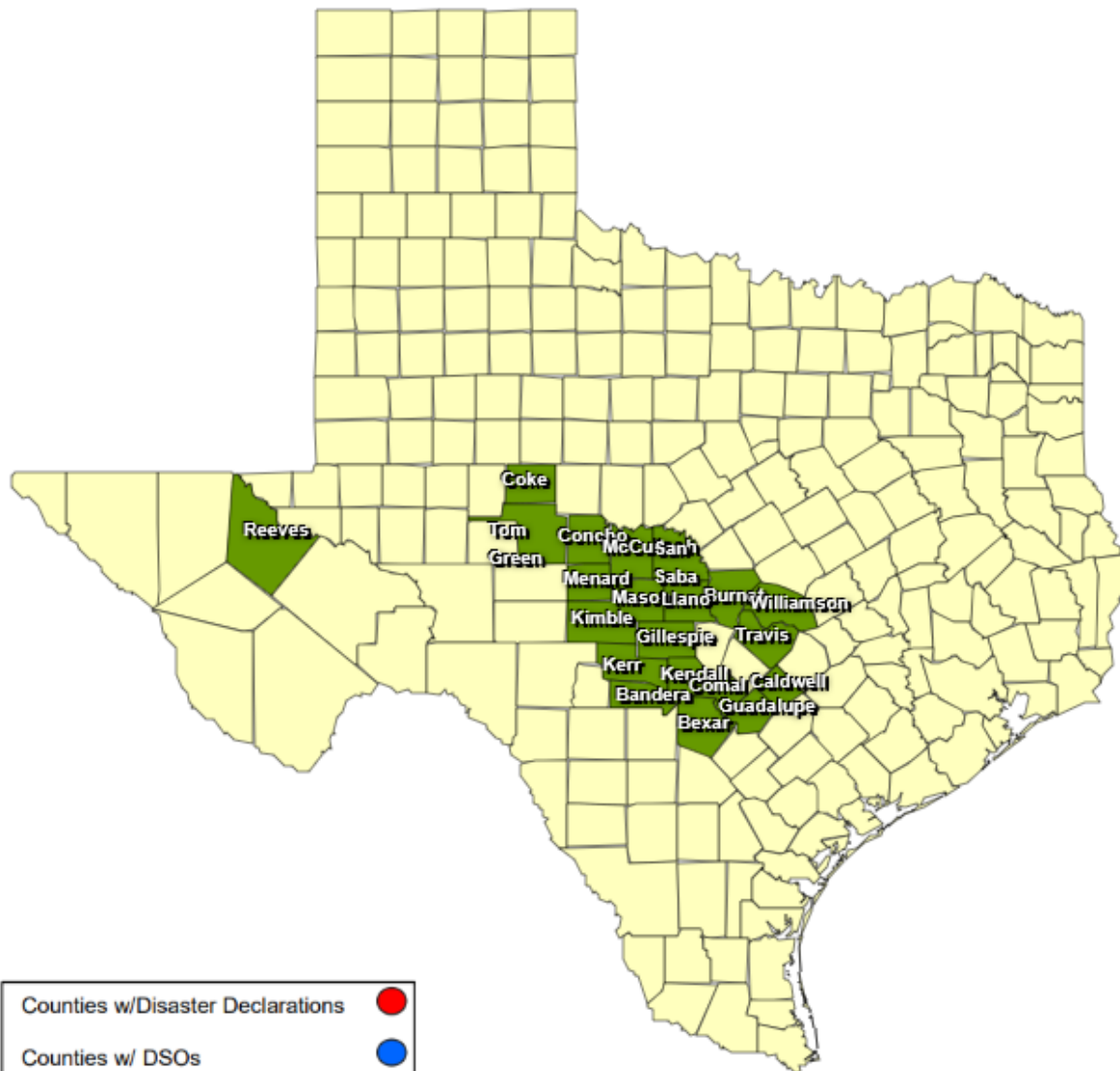












25-0026 02JUL Severe Weather  
as of 07/08/2025



Counties w/Disaster Declarations	
Counties w/ DSOs	
Counties w/Ltr to Governor	
Counties w/Declarations & DSOs	
Counties w/DD & Ltr	
Counties w/DSO & Ltr	
Counties w/DD,DSO, & Ltr	
Counties covered on Gov Dec	



**LOCAL ESTIMATES (\* = No Insurance Data Entered by Impacted Jurisdiction)**

[illegible]

Local Estimate of Damage to Public Property by Category Public Assistance Categories

	Public Assistance Categories	A	B	C	D	E	F	G				
All Total Jurisdictions: (Includes *) 1	County / City	Debris Removal	Police / EMS	Roads & Bridges	Water Facilities	Buildings	Public Utility Systems	Other	County Totals	County Threshold	MET?	LOCAL DEC
	Total	\$20,000	\$60,000	\$270,000	\$0	\$500,000	\$0	\$700,000	\$1,550,000	\$815,172	No	
1	Guadalupe County	\$20,000	\$60,000	\$270,000	\$0	\$500,000	\$0	\$700,000	\$1,550,000			YES
	Guadalupe County	\$20,000	\$60,000	\$270,000	\$0	\$500,000	\$0	\$700,000	\$1,550,000	\$815,172	YES	YES
	Total	\$20,000	\$60,000	\$270,000	\$0	\$500,000	\$0	\$700,000	\$1,550,000	\$815,172	No	