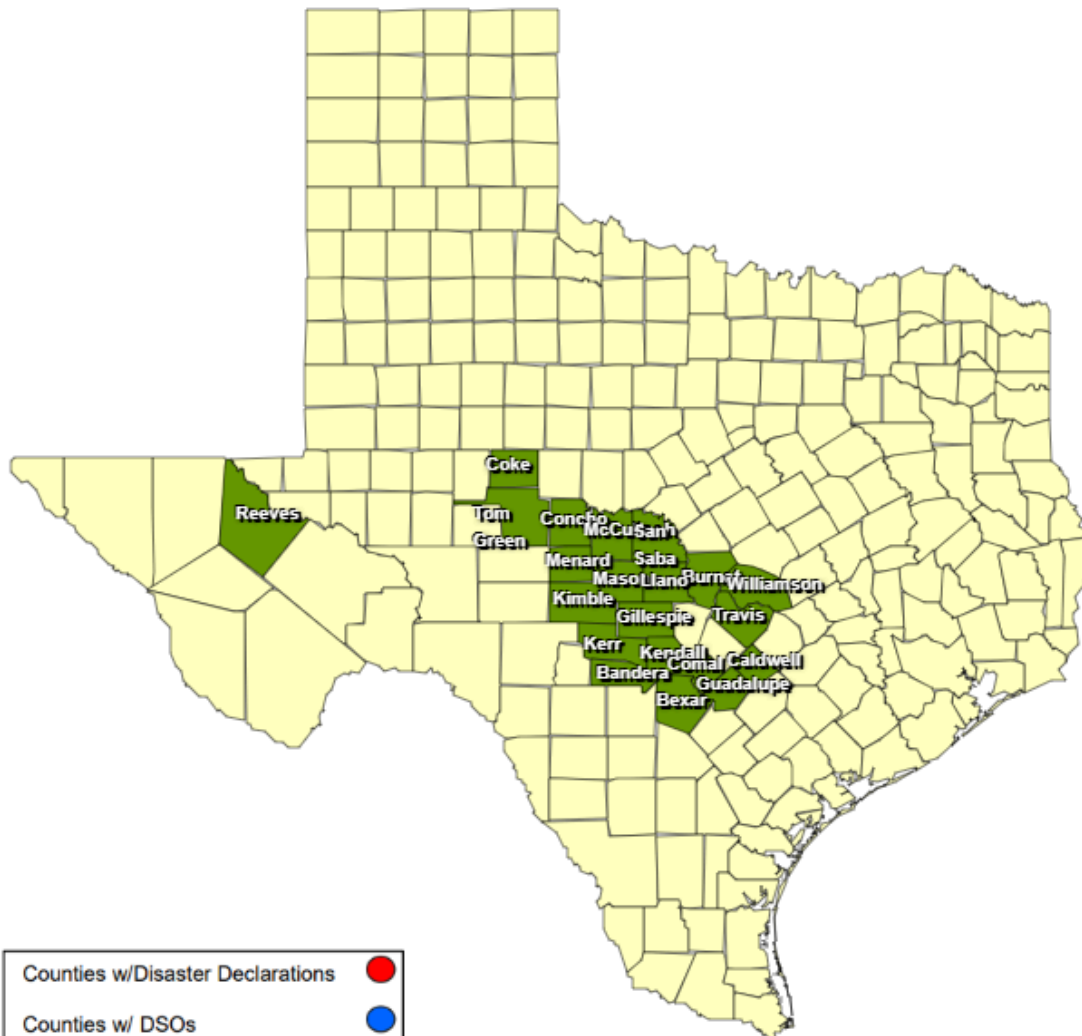












25-0026 02JUL Severe Weather  
as of 07/13/2025



Counties w/Disaster Declarations	
Counties w/ DSOs	
Counties w/Ltr to Governor	
Counties w/Declarations & DSOs	
Counties w/DD & Ltr	
Counties w/DSO & Ltr	
Counties w/DD,DSO, & Ltr	
Counties covered on Gov Dec	

## RECOVERY SUMMARY

Total JDX 30	County / City	Date(s) Incident Period	Date DSO Received	Date Governor Disaster Declared	Date Disaster Declarations Issued / Rec'd	Date Acknowledge Letters (DD) Sent	Date Letter to the Governor Received	Acknowledge Letters (Governor Rec'd) Sent	Individual Assistance Dates			Public Assistance Dates		
									PDA Requested	PDA Scheduled	PDA Complete	PDA Requested	PDA Scheduled	PDA Complete
1	Bandera County	07/02/2025		07/04/2025										
1	Bexar County	07/02/2025		07/05/2025										
1	City of Burnet	07/04/2025			07/07/2025									
1	Burnet County	07/04/2025		07/05/2025	07/05/2025 07/08/2025									
1	Caldwell County	07/02/2025		07/05/2025										
1	Coke County	07/02/2025		07/04/2025										
1	Comal County	07/02/2025		07/04/2025										
1	Concho County	07/02/2025		07/04/2025	07/08/2025									
1	Gillespie County	07/02/2025		07/04/2025										
1	City of Seguin	07/02/2025			07/05/2025									
1	Guadalupe County	07/02/2025	07/07/2025	07/05/2025	07/07/2025		07/07/2025							
1	Kendall County	07/04/2025		07/04/2025	07/04/2025		07/04/2025							
1	City of Ingram	02/04/2025				07/04/2025 BD	07/10/2025 BD							
1	City of Kerrville	07/04/2025			07/04/2025		07/04/2025							
1	Kerr County	07/02/2025		07/04/2025	07/04/2025 07/07/2025		07/04/2025							
1	Kimble County	07/04/2025		07/04/2025	07/04/2025									
1	Llano County	07/02/2025		07/04/2025	07/08/2025		07/08/2025							
1	Mason County	07/02/2025		07/04/2025	07/05/2025 07/10/2025		07/05/2025							
1	McCulloch County	07/02/2025		07/04/2025	07/08/25		07/11/2025							
1	City of Menard	07/04/2025			07/04/2025									
1	Menard County	07/02/2025		07/04/2025										
1	City of Alabama-Coushatta Tribe of Texas	07/02/2025			07/05/2025									
1	Reeves County	07/02/2025		07/04/2025										
1	San Saba County	07/04/2025		07/04/2025	07/04/2025 07/11/2025									
1	City of San Angelo	07/03/2025			07/04/2025 07/10/2025		07/11/2025 BD							
1	Tom Green County	07/04/2025		07/04/2025	07/04/2025 07/10/2024		07/11/25							
1	Travis County	07/05/2025		07/05/2025	07/05/2025									
1	City of Georgetown	07/05/2025			07/05/2025 07/10/2025		07/05/2025 07/10/2025							
1	City of Liberty Hill	07/05/2025			07/05/2025									
1	Williamson County	07/05/2025		07/05/2025	07/05/2025 07/11/2025		07/08/2025							

**LOCAL ESTIMATES (\* = No Insurance Data Entered by Impacted Jurisdiction)**

[illegible]

**Local Estimate of Damage to Public Property by Category Public Assistance Categories**

	Public Assistance Categories	A	B	C	D	E	F	G				
All Total Jurisdictions: (Includes *) 2	County / City	Debris Removal	Police / EMS	Roads & Bridges	Water Facilities	Buildings	Public Utility Systems	Other	County Totals	County Threshold	MET?	LOCAL DEC
	<b>Total</b>	<b>\$1,054,000</b>	<b>\$60,000</b>	<b>\$20,840,713</b>	<b>\$10,025,004</b>	<b>\$685,502</b>	<b>\$1,395,003</b>	<b>\$1,832,018</b>	<b>\$35,892,240</b>	<b>\$3,689,732</b>	<b>No</b>	
1	Guadalupe County	\$20,000	\$60,000	\$270,000	\$0	\$500,000	\$0	\$700,000	\$1,550,000			YES
	<b>Guadalupe County</b>	<b>\$20,000</b>	<b>\$60,000</b>	<b>\$270,000</b>	<b>\$0</b>	<b>\$500,000</b>	<b>\$0</b>	<b>\$700,000</b>	<b>\$1,550,000</b>	<b>\$815,172</b>	<b>YES</b>	<b>YES</b>
1	Williamson County	\$1,034,000	\$0	\$20,570,713	\$10,025,004	\$185,502	\$1,395,003	\$1,132,018	\$34,342,240			YES
	<b>Williamson County</b>	<b>\$1,034,000</b>	<b>\$0</b>	<b>\$20,570,713</b>	<b>\$10,025,004</b>	<b>\$185,502</b>	<b>\$1,395,003</b>	<b>\$1,132,018</b>	<b>\$34,342,240</b>	<b>\$2,874,560</b>	<b>YES</b>	<b>YES</b>
	<b>Total</b>	<b>\$1,054,000</b>	<b>\$60,000</b>	<b>\$20,840,713</b>	<b>\$10,025,004</b>	<b>\$685,502</b>	<b>\$1,395,003</b>	<b>\$1,832,018</b>	<b>\$35,892,240</b>	<b>\$3,689,732</b>	<b>No</b>	